

Section III:

Ensemble pieces

All based on concert A

2-course tambura tuned at a fourth:

First (higher) course = D

Second (lower) course = A


C Kaval

A Gajda

Baba Djurdja

A 

B 

C 

D 

E *kaval* 

F *kaval* 

G *tambura* 

H *tambura* 

I *gajda* 

J *gajda* 

Berovka

Picking pattern:
Dudu-Dudu

Musical notation for Berovka, measures 1-16. Part A (measures 1-8) and Part B (measures 9-16). Includes picking patterns 07, 05, and 07, and fret numbers 1 & 3, 2 & 4.

Ratevka

Start with B melody.

Picking pattern:
Dud-Du-du

Musical notation for Ratevka, measures 1-35. Part A (measures 1-12), Part B (measures 13-22), Part C (measures 23-35). Includes picking patterns 07, 05, and 07, and fret numbers 1, 2.

UPDATED: JANUARY 9, 2021

Ibraim Odža

From the repertoire of
Mile Kolarov as played
by Novo Selo (more or less)

A ⁽⁰⁷⁾ 4 TIMES B

5

C 3 TIMES

11

D

15

E 3 TIMES

19

F

24

G 2 TIMES

27

G

31

2 TIMES

35

UPDATED: NOVEMBER 4, 2020

Sequence: ABAB to bottom, AB fine
or until you match the dancers' ending

Janino oro

Nov 2024 book, Pg 109

Pece Atanasovski

RTB EP 14719

Picking pattern:
Dud-dudu-dudu-Dud-dudu
1-23-45-6-78

The musical score is written for a 7/8 time signature and consists of 25 measures. It features several parts: a main melody (measures 1-25), a kaval part (measures 1-25), a tambura part (measures 1-25), and a gajda part (measures 1-13). The score includes various musical notations such as treble clefs, key signatures (one sharp), and time signatures. It also includes a picking pattern: Dud-dudu-dudu-Dud-dudu (1-23-45-6-78). The score is divided into sections labeled A through L, with measure numbers in hexagons. Section A (measures 1-2) has a 07 measure marker. Section B (measures 3-4) has 05 and 07 markers. Section C (measures 5-6) has 02, 00, and 02 markers. Section D (measures 7-8) has 00 and 02 markers. Section E (measures 9-10) has 07, 05, and 07 markers. Section F (measures 11-12) has 05 and 07 markers. Section G (measures 13) has a 99 marker. Section H (measures 15-16) has a 07 marker. Section I (measures 17-18) has 55, 33, and 55 markers. Section J (measures 19-20) has 33 and 55 markers. Section K (measures 21-22) has a 07 marker. Section L (measures 23-25) has a 07 marker. The score ends with a 2-measure tupan solo and the instruction 'to top...'. Measure numbers 1, 3, 5, 7, 9, 11, 13, 15, 17, 19, 21, 23, and 25 are indicated at the start of their respective lines.

UPDATED: JANUARY 16, 2021

FRETTED STRINGS TUNE TO:
HIGH STRING/COURSE: D
LOW STRING/COURSE: A (DRONE)

KINISALO MALOJ MOME

RHYTHMIC PATTERN:
DuDu-DuD-DuDu

VIOLINS, ACCORDIONS, ETC.
PLAY REPEATED 8THS AS APPROPRIATE
LONGER NOTE VALUE, STILL EMPHASIZING
RHYTHM.

BREAK 07

PLAY A DRONE

SONG 33

NO DRONE

UPDATED: SEPTEMBER 28, 2020

Кинисало малој моме

Кинисало малој моме,
на горната нива,
жетва ќе ми жнее, џанам,
бела си пченица.

Жнеејќи малој моме
бела си пченица,
од пченица, море џанам,
нешто прозборело.
Нешто прозборело, џанам,
момче неженето.

- Ај остај си, малој моме,
тоа остро српче,
да одиме, малој моме,
при мојата кука.
При мојата кука, моме,
невеста да бидеш.

- Стој, почекај, лудо младо,
до дома да идам,
да ѝ кажам на мајка ми,
оти ќе се мажам.
Оти ќе се мажам, лудо,
за момче богато.

Kinisalo maloj mome

Kinisalo maloj mome,
na gornata niva,
žetva kje mi žnee, džanam,
bela si pčenica.

žneejkji maloj mome
bela si pčenica,
od pčenica, more džanam,
nešto prozborelo.
Nešto prozborelo, džanam,
momče neženeto.

- Aj ostaj si, maloj mome,
toa ostro srpče,
da odime, maloj mome,
pri mojata kukja.
Pri mojata kukja, mome,
nevesta da bidečš.

- Stoj, počekaj, ludo mlado,
do doma da idam,
da ì kažam na majka mi,
oti kje se mažam.
Oti kje se mažam, ludo,
za momče bogato.

A maiden set off to the upper field to reap her white wheat. While she was reaping, something spoke up among the wheat (stalks) – a young bachelor: “Hey put down that sharp sickle of yours, young maiden, and let’s go to my house, where you shall be my bride.” Hold on, wait a minute, you impetuous young man, I want to go home to tell my mother that I am getting married to a rich young man.”

Bilides and Mac Farlane

SEQUENCE: ABAB TO END

Kupi Ludo

(a devetorka)

Picking pattern:
Dududu-Dud

This version is a composite from Mile Kolarov, Novo Selo and Mark Levy's transcription of Ljupco Milenkovski's playing.

A

5

9

B

13

C

17

D

21

4x

E

25

F

29

C

1, 2, 3

4

UPDATED: FEBRUARY 27, 2021

Tambura
1st course: D
2nd course: A


Narodno Oro


aka: Pravoto

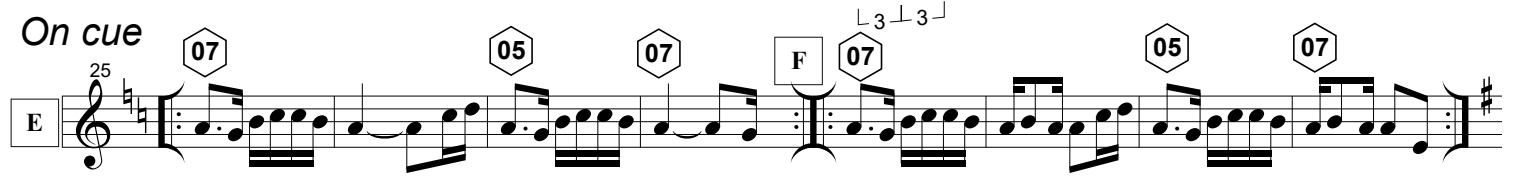
Petre Atanasovski Folk Instrument Ensemble
Bitola, Babam Bitola Jugoton LPY-V-780 (LP)


A 

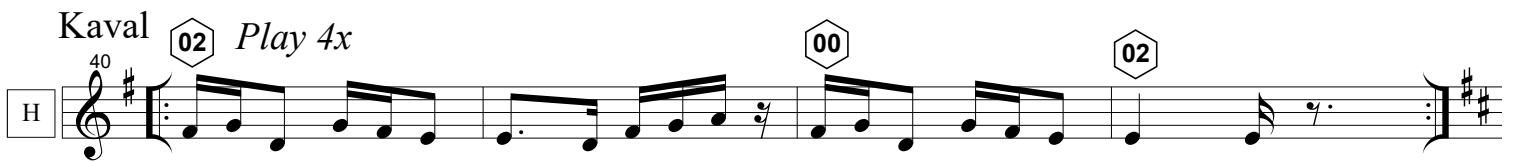
B 

C 


Gajda 

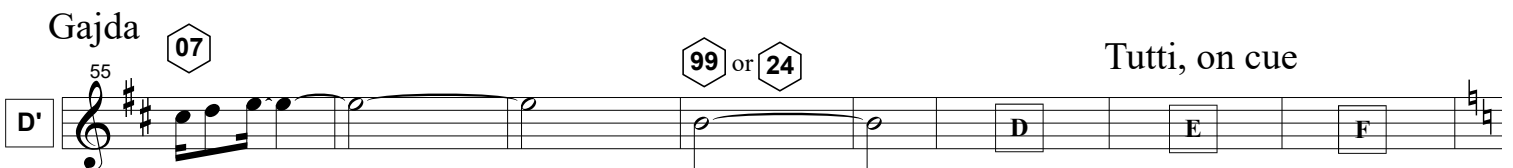
On cue 

Kaval 


Kaval 

Tambura 

Tambura 

Gajda 

Tutti, on cue

K 

Sequence:
Recording: AB then down page
But in person, Pece played ABAB

Ovčepolsko Oro

Picking pattern: Dudu-Dud-Dudu

Nov 2024 book, Pg 117

Approximated from: Makedonska Narodna Ora
Jugoton LP LPY-50985
by the Pece Atanasovski Folk Instrument Ensemble
tr: cope

Gajda (1st A) -> all

A 

B 

Kaval

C 

D 

E 

Tambura

F 

Tambura, Gajda on repeat

G 

Gajda

H 

I 

J 

All

A1 

B1 

On original recording:
a = concert b-flat
tambura is tuned 1st course: e-flat, read d,
2nd course: b-flat, read a

Today:
a = a
tambura tuned: D/A

Postupano

from the repertory of Pece Atanasovski

transcribed by
A-E: Mark Levy
F-H: cope
I-J: Rich Schultz
tambura hamonies: cope

Gajda (1st A) -> all

A

1

5

Play 4 X

C

10

12

Play 4 X

E

15

Tambura

F

17

20

Play 4 X

I

23

Kaval

Play 4 X

J

25

Play 4 X

K

27

Picking pattern:
DududuDud-DuduDud

PUSTCHENO

aka: Poustcheno & Pushteno

Nov 2024 book, Pg 121

approximated by:

Brian Fox &


-cope (May 2006)


A 


B 

5 


Play 4x

C 

D 

12 

16 

19 

21 

Play 4x

K 

Sitna lisa

All 07

A

8

Musical notation for part A, measures 1-8. The first staff is marked with a circled '07' and a '7/16' time signature. The second staff continues the melody from measure 8.

Tambura 07

B

15

05 07 05 Play 4x 07 05 07

21

Musical notation for part B, measures 15-21. The first staff is marked with a circled '07'. The second staff contains rhythmic markings: 05, 07, 05 Play 4x, 07, 05, 07. The third staff continues the melody from measure 21.

Kaval 77

C

27

99

34

Musical notation for part C, measures 27-34. The first staff is marked with a circled '77'. The second staff continues the melody from measure 34.

Tambura 00

D

40

44

48

Musical notation for part D, measures 40-48. The first staff is marked with a circled '00'. The second staff continues the melody from measure 44. The third staff continues from measure 48.

Gajda 07

E

52

56

Musical notation for part E, measures 52-56. The first staff is marked with a circled '07'. The second staff continues the melody from measure 56.

Staro oro

From the repertoire of Pece Atanasovski

Sequence: ABCB₁DEF, ACB₁

Tambura strum: DuDudu-Du-DuDudu

Approximated by
cope for
IS 2008

1&2: tambura
3&4: kaval

A

1&2: kaval
3&4: tutti

B

1&2: tambura
3&4: tutti

C

1&2: gajda
3&4: tutti

B₁

1&2: tambura
3&4: tutti

D

gajda solo

E

19

gajda solo

F

tutti

F

UPDATED: JAN 8, 2022

SEQUENCE: GAJDA 1ST 2 BARS, TUTTI 3RD BAR

DOWN PAGE, BACK TO A

RECORDING ENDS AFTER SINGLE A MELODY

ZHENSKO PUSHTENO

FROM THE REPERTOIRE OF
PECE ATANASOVSKI

3+2+2+2+2

A

B

C

KAVAL & TAMBURA

D

E

GAJDA

F

UPDATED: MARCH 1, 2021