

Section I:

Pirin 2-course tambura tuned at a fifth:

First (higher) course = D

Second (lower) course = G

FRETTED STRINGS TUNE TO FIFTH:

HIGH STRING/COURSE: D

LOW STRING/COURSE: G (DRONE)

VIOLINS, ACCORDIONS, ETC. PLAY REPEATED 8THS

AS APPROPRIATE LONGER NOTE VALUE, STILL

EMPHASIZING RHYTHM.

KOPANITSA

RHYTHMIC PATTERN:

DUDU-DUD-DUDU

LEARNED FROM A FIELD RECORDING
OF MARK LEVY'S

A

3 5 5 5 5 0 10 8 8 8 0 | 10 0 8 10 7 8 8 8 7 7 0

3 5 5 5 5 0 8 8 7 7 0 | 3 5 5 5 5 0 5 5 5 5 0

3

B

3 5 5 5 5 0 8 8 7 7 0 | 3 5 5 5 5 0 8 8 7 7 0

5

3 5 5 5 5 0 8 8 7 7 0 | 3 0 5 5 5 0 5 5 5 5 0

7

C

8 7 8 10 7 8 8 5 5 5 0 | 7 0 3 0 8 10 0 8 7 7 0

9

8 7 8 10 7 8 8 5 5 5 0 | 7 0 3 0 5 5 5 5 5 5 0

11

UPDATED: JULY 9, 2021

KOPANITSA -- PAGE 2

D

13

15

E

17

19

Tune to a fifth:
1st course: D
2nd course: G

Mene me izgore zoreto

aka: Idi da go sakaš

approximated by
cope
jun.1997

Picking Pattern:
Dud-Du-Du

A Pirin lesno sung by
Marija Tomova and Zivka Gavrilova,
Kiril Trajkov on tambura
Pirinski Narodni Pesni, BHA 10929

Break

Song

After last verse, repeat m14-22

Updated: August 31, 2020

Mene Me izgore, Mamо, Zoreto

Idi da go sakaš, mamо, tova tenko Zore.
Dali kje me zeme, mamо, ili ne me zima?
Ej, mamо de, mene me izgore, mamо, Zoreto!

Ako me zeme, mamо, tova tenko Zore,
Posedi, popredi, mamо, mene pofali me.
Ej, mamо de, mene me izgore, mamо, Zoreto!

Ako ne me zeme, mamо, tova tenko Zore,
Pobŕzо si doјdi, mamо, aber mi donesi.
Ej, mamо de, mene me izgore, mamо, Zoreto!

Kukja kje raztura, mamо, manasir kje pravam,
Manastir kje pravam, mamо, kaluger kje stana.
// Ej, mamо de, mene me izgore, mamо, Zoreto! //

Иди да го сакаш, мамо, това тенко Зоре.
Дали ќе ме земе, мамо, или не ме зима.
Ей, мамо де, мене ме изгоре, мамо, Зорето!

Ако ме земе, мамо, това тенко Зоре,
Поседи, пореди, мамо, мене пофали ме.
Ей, мамо де, мене ме изгоре, мамо, Зорето!

Ако не ме земе, мамо, това тенко Зоре,
Побързо си дојди, мамо, aber ми донеси.
Ей, мамо де, мене ме изгоре, мамо, Зорето!

Кукя ќе разтура, мамо, манастир ќе правам,
манастир ќе правам, мамо, калугер ќе стана.
// Ей, мамо де, мене ме изгоре, мамо, Зорето! //

Mama, go ask for the hand of slender Zore.
Will she marry me, mama, or won't she?
Ch: Oh, mama, I'm burning up for Zore

If she'll marry me, that slender Zore,
sit for awhile, spin a little, brag about me a bit.

If she won't marry me, that slender Zore,
hurry home and bring me the news

I will tear the house down and bulid a
monastery, mama,
and become a monk.

Thank you to Rachel MacFarlane for her, as always, beautiful transcription and translation!!!

FRETTED STRINGS TUNE TO FIFTH:
HIGH STRING/COURSE: D
LOW STRING/COURSE: G (DRONE)

MORI CHUPI KOSTURCHANKI

APB: KOSTURCHANKI

VIOLINS, ACCORDIONS, ETC. PLAY REPEATED 8THS
AS APPROPRIATE LONGER NOTE VALUE, STILL
EMPHASIZING RHYTHM.

RHYTHMIC PATTERN
DUD-DUDU

INTRO/BREAK

7-9-9-9-9-7-5 | 7-2-2-2-2-0-0 | 5-5-5-5-5-7-9 | 7-5-5-5-5-5-5 | 7-5-5-5

SONG

6-5-5-5-5-5-7-5 | 9-9-9-9-9-9-7 | 10-10-10-10-9-7-9 | 7-5-5-5-5-5-0

10-7-9-9-9-9-7-5 | 7-2-2-2-2-0-0 | 5-5-5-5-5-7-9 | 7-5-5-5-5-5-5

UPDATED: SEPTEMBER 18, 2021

Mori Čupi Kosturčanki

Mori čupi kosturčanki,
raširete go oroto,
da vi vijme fustanite,
čij e fustan damkalija,
da se storam sevdalija,
po fustano na čupčeto.

Мори чупи костурчанки,
раширете го орото,
да ви вијме фустаните,
чиј е фустан дамкалија,
да се сторам севдалија,
по фустанo на чупчето.

<https://lyricstranslate.com/ru/Macedonian-Folk-Mori-cupi-kosturcanki-MORI-CHUPI-KOSTURCHANKI-lyrics.html>

<https://www.youtube.com/watch?v=BGoZ7XZyhxo>

Girls of Kostur, spread out your dance so we can see your dresses. Whoever has the dotted skirt will be the one I'll fall in love with

Bilides and MacFarlane, Macedonian Folk Songs for Voice and Tambura Vol. 2
published by Izvor Music 1930 11th Ave West, Seattle WA 98119-2802

<http://www.izvormusic.com/books/macedonian/MFS2.html>

also Pesna.org

FRETTED STRINGS TUNE TO FIFTH:

HIGH STRING/COURSE: D

LOW STRING/COURSE: G (DRONE)

VIOLINS, ACCORDIONS, ETC. PLAY REPEATED 8THS

AS APPROPRIATE LONGER NOTE VALUE, STILL

EMPHASIZING RHYTHM.

MORI ODAJO SHARENA

APB: OSTALI MUZHASI

RHYTHMIC PATTERN

DUD-DU

INTRO & BREAK

Musical notation for the Intro & Break section. It consists of two staves. The top staff is in 5/8 time and contains two measures of music, each with a first and second ending bracket. The bottom staff is a guitar fretboard diagram with fret numbers: 9-9-7-7-5 | 7-2-2-2-0 | 5-5-5-7-9 | 7-5-5-5-5 | 7-5-5-5.

SONG

First line of musical notation for the Song section. It consists of two staves. The top staff is in 5/8 time and contains four measures of music. The bottom staff is a guitar fretboard diagram with fret numbers: 6 | 5-5-5-7-5 | 9-9-9-9-9 | 10-10-9-7-9 | 7-5-5-5-0.

Second line of musical notation for the Song section. It consists of two staves. The top staff is in 5/8 time and contains four measures of music. The bottom staff is a guitar fretboard diagram with fret numbers: 10 | 9-9-7-7-5 | 7-2-2-2-0 | 5-5-5-7-9 | 7-5-5-5-5.

UPDATED: SEPTEMBER 26, 2021

Mori odajo šarena Мори Одајо Шарено

Mori odajo šarena,
So tri bandili pravena.

Мори одајо шарена
со три бандири правена

Oh, chamber of many colors,
Built with three beams.

So tri bandili pravena,
So bela zema mazana.

со три бандири правена
со бела зема мазана

Built with three beams,
Covered with white plaster.

So bela zema mazana,
So sina boja šarena.

Covered with white plaster,
Painted with blue color.

Kamo ti mlada nevesta,
Da rusa brusa vo neja.

камо ти млада невеста
да руса пруса по неа

Where is the young bride,
To fill the room with her
beauty,

Da rusa brusa vo neja,
Da diga dimja praovi.

To fill the room with beauty,
To sweep the dust into
smoke.

Mori čupi sve odbrani
Raširite go oroto,

Мори моми сè одбрани
раширејте го орото

All you girls chosen for
marriage,
Make the dance wider.

Raširite go oroto,
Da vi vijme fustanite.

раширејте го орото
да ви вијме фустаните

Make the dance wider,
By twirling your skirts.

Či e fustan damkajlija,
Da se storam sevdalija.

чиј е фустан дамкајлија
да се стора севдајлија

Whoever has a polka dot
dress,
Will have the best chance for
love.

Da se stora sevdalija,
Od fustano na čupčeto.

да се стора севдајлија
по фустано на чупчето.

To make someone fall in
love,
By making a love charm from
a girl's dress.

Source Zofia Toriel, Александар Арабаџиев

* An archaic romantic image in many Balkan folk songs that has a picture of the woman sweeping as an ideal of marital bliss.

transliterated and translation from Dunav , cyrilic form Pesna, version Kolo festival 1985 has verses 1,2,4,5

Tune to a fifth

Transcribed as: Original recording at:

1st course: D 1st course C
2nd course: G 2nd course F

Picking Pattern:
Du-Du-Dud

Mŭr stojmeno

Approximated by
cope

A Pirin rŭchenitsa sung by
Marija Tomova and Zivka Gavrilova,
Kiril Trajkov on tambura
Pirinski Narodni Pesni, BHA 10929

Break

7
8 10 7 8 5 5 0 7 8 5 7 3 3 0 5 5 5 0 5 5 7 8 8 8 0 8 8 7

2nd course drones...

5
8 10 7 8 5 5 0 7 8 5 7 3 3 0 5 5 5 0 3 2 3 5 5 5 0 5 5 0 5 5 5 0 5

Song (2x)

10
3 3 5 5 5 5 7 8 8 10 10 8 8 7 5 5 5 7 8 8 10 7 7 7 5 5 5 5

14
7 7 5 7 3 3 3 5 5 5 7 8 8 10 7 7 7 5 5 5 0 7 7 5 0 5 5 5 5 5 5 5 5 0

UPDATED JULY 9, 2021

Mŭr' Stojmeno

Mŭr' Stojmeno, Stojmeno le,
Mŭr' Stojmeno, Stojmeno,
Gidi agne galeno!
Trŭgnala e Stojmena le,
Trŭgnala e Stojmena
Na kon treva da bere.

// Nasrešta i, nasrešta i,
Malko momše sedeše,
Ludo konče paseše.//

// Kat' mi brala, zavikala:
"Oj le male, što stana,
Zakačix si fustana!"//

Ripna momče, nasmeja se:
// "Drŭž, kapino, ne puskaaj! //
Na tebe e, ludokonče,
Na tebe e trevata,
A na mene momata!"

Oh, Stojmena, Stojmena, you pretty young lamb! Stojmena set out to gather some grass for her horse. On the way she came across a young man sitting and grazing his high-spirited horse. As she gathered she cried out: "Oh mama what's happened! I've caught my dress [on a bramble]!" The young man jumped up and laughed: "Hold on , blackberry bush, don't let go! The grass, my wild horse is for you, but the girl is for me!"

Bilides and MacFarlane, Macedonian Folk Songs for Voice and Tambura Vol. 1 p 54
published by Izvor Music 1930 11th Ave West, Seattle WA 98119-2802
<http://www.izvormusic.com/books/macedonian/MFS2.html>

soloist Biliiana Hristova, folklore group "Veselina" with tambura Pirin
<https://www.youtube.com/watch?v=fYkXU6NNDRM>

Мър' Стоймено

Мър' Стоймено, Стоймено ле
Мър' Стоймено, Стоймено
Гиди агне галено!
Тръгнала е Стоймена ле
Тръгнала е Стоймена
На кон треве да бере.

// Насреща и, насрещаи и
Малко момче седеше
Лудо конче пасеше. //

// Кат'ми брала,завикала:
" Ой ле, мале, що стана
Закачих си фустана!" //

Рипна момче, насмея се:
// "Дръж капино, не пускай! /
На тебе е, лудо конче,
На тебе е тревата,
А на мене момата!"

Oj Jovane

VIOLINS, ACCORDIONS, ETC.

PLAY REPEATED 8THS AS APPROPRIATE
LONGER NOTE VALUE, STILL EMPHASIZING
RHYTHM.

FRETTED STRINGS TUNE TO:

HIGH STRING/COURSE: D

LOW STRING/COURSE: G (DRONE)

RHYTHMIC PATTERN:

DUDU-DUDU

OR WHEREVER THE SINGER(S) WOULD LIKE IT ;-)

BREAK

10-12-12-8-10-0-7-7 | 8-7-8-10-5-5-5-0 | 3-3-3-0-8-7-5-7

5-5-5-0-7-8-10-12 | 10-12-12-8-10-0-7-7 | 8-7-8-10-5-5-5-0

3-3-3-0-8-7-5-7 | 5-5-5-0-5-5-5-0 | 5-5

SONG

8-8-8-10-7-7-7-0 | 5-5-5-0-5-5-5-0 | 10-10-10-10-10-8-12-10

8-8-8-0-7-7-5-7 | 8-8-8-10-7-7-7-0 | 5-5-5-0-5-5-5-0

3-3-3-0-5-7-8-7 | 8-8-8-10-7-7-7-0 | 5-5-5-5-5-5-5-5 | 5-5-5-5-5

A PIRIN 2/4 SONG BY MARIJA TOMOVA AND ZIVKA GAVRILOVA, KIRIL TRAJKOV ON TAMBURA
PIRINSKI NARODNI PESNI, BHA 10929

UPDATED: JANUARY 8, 2021

Oj Jovane

Ой, Йоване, господар Йоване, леле,
Ой, Йоване, господар Йоване!
Сарай гради господар Йована, леле,
Сарай гради господар Йована.

Oj, Jovane, gospodar Jovane, lele,
Oj, Jovane, gospodar Jovane!
Saraj gradi gospodar Jovana, lele,
Saraj gradi gospodar Jovana.

Ю сарай и върба миризлива, леле,
Ю сарай и върба миризлива,
На върбата сива гълъбица, леле,
На върбата сива гълъбица.

Ju saraj i vŕba mirizliva, lele,
Ju saraj i vŕba mirizliva,
Na vŕbata siva gulubica, lele,
Na vŕbata siva gulubica.

„Ой ле, мале, ой ле, стара мале, леле,
Ой ле, мале, ой ле, стара мале,
Я подай ми пушка манлихера, леле,
Да юбия сива гълъбица.“

"Oj le, male, oj le, stara male, lele,
Oj le, male, oj le, stara male,
Ja podaj mi puška manlihera, lele.
Da jubija siva gŭlubica."

Гълъбица вели ем говори, леле:
„Ой Йоване, господар Йоване,
Не съм дошла ти да ме юбиваш, леле,
Най съм дошла либе да ти стана.“

Gŭlubica veli em govori, lele:
"Oj Jovane, gospodar Jovane,
Ne sum došia ti da me jubivaš, lele,
Naj sum došla libe da ti stana."

Oh, Jovan, master Jovan! Jovan built a palace. In the palace [courtyard] was an oleaster* tree, in the was a gray dove. "Oh, old mother of mine, hand me my Mannlicher rifle so that I can kill the gray dove." The dove spoke up and said, "I didn't come here so you could kill me. I came instead to become your sweetheart."

Bilides and MacFarlane, Macedonian Folk Songs for Voice and Tambura Vol.2 p 85
published by Izvor Music 1930 11th Ave West, Seattle WA 98119-2802
<http://www.izvormusic.com/books/macedonian/MFS2.html>

*врба миризлива tree picture at
<https://www.asergeev.com/pictures/archives/compress/2009/698/07.htm>

Tune to a fifth
 transcribed as: Original recording at:
 1st course: D 1st course C
 2nd course: G 2nd course F

Picking Pattern:
 Dud-Du-Du

Snošti e Dobra

aka: Dobra nevesto

A Pirin chetvorno sung by
 Marija Tomova and Zivka Gavrilova,
 Kiril Trajkov on tambura
 Pirinski Narodni Pesni, BHA 10929

Approximated by
 cope

Break 05

7 8 10 10 8 10 8 10 8 7 5 5 5 0 3 3 0 7 0 3 0 5 5 5 7 8 10 0

5 7 8 10 10 8 10 8 10 8 7 5 5 5 0 3 3 0 7 0 3 0 5 5 0 5 5 5 0 5 5

Song (2X)

10 5 5 5 5 0 10 0 10 10 8 7 7 5 5 5 7 7 3 3 5 0 5 5 0 5 5 5 0

14 3 3 3 3 0 8 0 7 7 7 7 0 5 5 5 7 7 3 3 5 0 5 5 0 5 5 5 0 3 3 3 3 0 8 0

19 7 7 7 7 0 5 5 5 7 7 3 3 5 0 5 5 0 5 5 5 0 5 5 0 5 5 5 0 5 5 0 5 5 5 0

UPDATED JULY 9, 2021

Snošti e Dobra

// Snošti e Dobra docna sedela, //
Chorus:
// Oj Dobro, Dobro, dobra nevesto! //
// Docna sedela, poprelkuvala. //
// Ta e naprela devet vretena, //
// Devet vretena tenka osnova, //
// Ta e natkala tenki darove //
// Da mi daruva svekūr, svekūrva, //
// Svekūr, svekūrva, dever, etūrva, //
// Dever, etūrva, po-mala zŭlva. //

Снощи е Добра

//Снощи е Добра доцна седела//
Ой Добро, Добро, добра невесто
//Доцна седела, попрелкувала//
//Та е напреа девет вретена//
//Девет вретена тенка онсова//
//Та е наткала тенки дарове//
//Да ме дарува севкър севкърва//
//Севкър севкърва, девер, етърва//
//Девер, етърва, по-мала зълва//

Last night, Dobra stayed up late. Chorus: Oh Dobra, Dobra, the good bride. She stayed up late spinning, She spun nine spindles of fine wool. She wove fine gifts for her father-in-law and mother-in-law, for her brother-in-law and his wife, for her husband's younger sister.

Bilides and MacFarlane, Macedonian Folk Songs for Voice and Tambura Vol. 2
published by Izvor Music 1930 11th Ave West, Seattle WA 98119-2802
<http://www.izvormusic.com/books/macedonian/MFS2.html>

Further verse from Henry Goldberg

Pustite dari ne sa stignali,
ne sa stignali za kumovete.

There weren't enough darn gifts for the godparents.

Pirin, Bulgaria

Trugnals gajda sharena

VIOLINS, ACCORDIONS, ETC.

PLAY REPEATED 8THS AS APPROPRIATE
LONGER NOTE VALUE, STILL EMPHASIZING
RHYTHM.

FRETTED STRINGS TUNE TO:

HIGH STRING/COURSE: D

LOW STRING/COURSE: G (DRONE)

AKA: SHARENA GAJDA

RHYTHMIC PATTERN:

DUDU-DUDU

OR WHEREVER THE SINGER(S) WOULD LIKE IT ;-)

Break & Chorus

3-5-5-0-7-0-8-0 | 7-0-5-0-7-0-3-0 | 3-5-5-0-7-0-8-0 | 7-0-5-0-7-0-3-0

3-5-5-0-7-0-8-0 | 7-0-5-0-7-0-3-0 | 3-5-5-0-8-10-10-0 | 5-5-5-0-5-5-5-0

Song

10-12-12-12-12-0-12-0 | 10-0-8-0-10-12-12-0 | 10-0-8-0-10-0-8-0 | 7-7-5-0-5-5-5-0

A PIRIN 2/4 SONG BY MARIJA TOMOVA AND ZIVKA GAVRILOVA, KIRIL TRAJKOV ON TAMBURA
PIRINSKI NARODNI PESNI, BHA 10929

UPDATED: JULY 9, 2021

ŠARENA GAJDA

Pirin, Goce Delčev region

От дома до чаршия тръгнах с гайда шарена
На работа да йода и на гайда да свирам.

*Шарена гайда изписана,
Със мъниста нагиздана,
Свирам, пеам, оро играм,
Рум-ба, рум-ба-ба!*

//Цъних се у попа да му пасам гъските.//

Откарах ги по луни дето трева не расте,
Дето трева не расте, дето вода не тече.

//Отдолу иде попище, върти очи кат' плачи;//

//Два шамара ми удри, гайдата ми я взема!//

От doma do čaršija trūgnah s gajda šarena
Na rabota da joda i na gajda da sviram.

*Šarena gajda izpisana,
Sūs mūnista nagizdana,
Sviram, peam, oro igrām,
Rum-ba, rum-ba-ba!*

//Cūnih se u popa da mu pasam gūskite.//

Otkarah gi po luni deto treva ne raste,
Deto treva ne raste, deto voda ne teče.

//Otdolu ide popište, vūrti oči kat' plači;//

//Dva šamara mi udri, gajdata mi ja vzema!//

I set off from home to the marketplace with my colorful bagpipe, to go to work and to play the bagpipe. Bagpipe of many colors, painted and decorated with beads, I play, I sing, I dance, rum-ba, rum-ba-ba! I made a deal with the priest to tend his geese. I drove them out in windstorms to where no grass grows and where no water flows. Up came the big ol' priest, rolling his eyes and crying. He slapped me twice and took away my bagpipe!

FRETTED STRINGS TUNE TO FIFTH:
HIGH STRING/COURSE: D
LOW STRING/COURSE: G (DRONE)

WEST RHODOPE RUCHENITSA

RHYTHMIC PATTERN:
DUDU-DUD

VIOLINS, ACCORDIONS, ETC.
PLAY REPEATED 8THS AS APPROPRIATE
LONGER NOTE VALUE, STILL EMPHASIZING
RHYTHM.

A

5-0-8-10-10-10-8 | 8-0-7-0-8-8-7 | 7-0-8-10-10-10-8 | 8-0-7-0-8-8-7

7-0-8-10-10-10-8 | 8-0-7-0-8-8-7 | 7-0-5-7-7-5-3 | 5-5-5-0-5-5-0

B

7-7-7-0-7-7-0 | 8-0-7-8-8-8-7 | 7-0-5-7-7-5-3 | 5-0-5-0-3-3-0

7-7-7-0-7-7-0 | 8-0-7-8-8-8-7 | 7-0-5-7-7-5-3 | 5-5-5-0-5-5-0

UPDATED: MARCH 27, 2021

WEST RHODOPE RUCENITSA -- PAGE 2

C

17

5-3-5-0-3-2-0 | 2-3-5-0-5-5-0 | 5-5-5-0-10-10-9 | 9-0-6-0-5-5-0

21

5-3-5-0-3-2-0 | 2-3-5-0-5-5-0 | 5-5-5-0-6-6-5 | 5-0-3-0-5-5-0

4x

D

25

5-5-5-0-6-6-5 | 5-0-3-0-2-2-0 | 5-5-5-0-6-6-5 | 5-0-3-0-5-5-0

FRETTED STRINGS TUNE TO FIFTH:
HIGH STRING/COURSE: D
LOW STRING/COURSE: G (DRONE)

ZHALNA E MAJKO

RHYTHMIC PATTERN:
DUD-DUD

VIOLINS, ACCORDIONS, ETC.
PLAY REPEATED 8THS AS APPROPRIATE
LONGER NOTE VALUE, STILL EMPHASIZING
RHYTHM.

SONG

05

5-5-5-8-8-8 | 10-12-0-12-12-12 | 13-15-13-12-12-10 | 10-12-10-10-10-8 | 8-8-6-5-5-0

8-8-8-10-12-0 | 12-12-10-10-10-8 | 10-12-10-10-10-8 | 8-8-6-5-5-5 | 5-5-5-5-5-0

1ST BREAK

05

12-13-15-12-12-0 | 10-8-10-12-12-0 | 10-10-8-8-7-3 | 5-0-7-8-8-0

12-13-15-12-12-0 | 10-8-10-12-12-0 | 10-10-8-8-7-3 | 5-5-0-5-5-0

UPDATED: JULY 9, 2021

ZHALNA E MAJKO -- PAGE 2

2ND BREAK 05

Musical notation for the 2nd break, measures 19-22. The notation is in treble clef with a key signature of one flat (Bb). The melody consists of eighth notes. The bass line is shown as a single line with fret numbers. Measure 19 starts with a circled '05' above the staff. The fret numbers are: 5-6-0-3-3-3 | 5-6-0-6-6-6 | 5-6-6-6-5-6 | 8-8-6-5-5-3.

Musical notation for the 2nd break, measures 23-26. The notation is in treble clef with a key signature of one flat (Bb). The melody consists of eighth notes. The bass line is shown as a single line with fret numbers. Measure 23 starts with a circled '03' above the staff. Measure 26 ends with a circled '05' above the staff. The fret numbers are: 5-6-0-3-3-3 | 5-6-0-6-6-6 | 6-8-6-6-5-3 | 5-5-0-5-5-0.

3RD BREAK 05

Musical notation for the 3rd break, measures 27-30. The notation is in treble clef with a key signature of one flat (Bb). The melody consists of eighth notes. The bass line is shown as a single line with fret numbers. Measure 27 starts with a circled '05' above the staff. The fret numbers are: 10-12-0-8-8-8 | 8-10-0-7-7-7 | 7-8-0-8-7-3 | 5-0-7-8-8-0.

Musical notation for the 3rd break, measures 31-34. The notation is in treble clef with a key signature of one flat (Bb). The melody consists of eighth notes. The bass line is shown as a single line with fret numbers. Measure 31 starts with a circled '03' above the staff. Measure 34 ends with a circled '05' above the staff. The fret numbers are: 10-12-0-8-8-8 | 8-10-0-7-7-7 | 7-8-0-8-6-3 | 5-5-0-5-5-0.

Zhalna E, Majko, Da Znae

Zhalna e, majko, da znae	жална е, майко, да знае
Oti me, malka, ozheni	оти ме, малка, ожени
Zhalna e, majko, da znae	жална е, майко, да знае
Oti me, malka, pocherni	Оти ме, малка, почерни

I oti me, malka, ozheni	И оти ме, малка, ожени
Oti me, mlada, pocherni	Оти ме, малка, почерни
Oti me, malka, ozheni	оти ме, малка, ожени
Za toja, majko, budala	За тоя, майко, будала

I lice mu davam da ljubi	И лице му давам да люби
Pa toj se, majko, ne seshta	Па той се, майко, не сеща
Lice mu davam da ljubi	лице му давам да люби
Pa toj se, majko, ne seshta	Па той се, майко, не сеща

Snaga mu davam da gali	Снага му давам да гали
Pa toj se nazad preobrŭsha	Па той се назад преобръша
Krŭsche mu davam da kŭrshi	Кръсче му давам да кърши
Pa toj se, majko, ne seshta	Па той се, майко, не сеща

Zhalna e, majko, da znae	жална е, майко, да знае
Oti me, malka, ozheni	оти ме, малка, ожени
I oti me, malka, ozheni	жална е, майко, да знае
Za toja, majko, budala	За тоя, майко, будала

it is sad to know, mother, that you married me off early, that you ruined my young life. That you married me young, mother, to that fool. I give him my face to love, but mother it doesn't occur to him. I give him my body to caress but he gives it back. I give him my waist to squeeze but it doesn't occur to him. It's sad to know, mother, that you married me off early, that you married me young, mother, to that fool.

Bulgaria

Grateful thanks to Melissa Miller

From Michele Simon-Zabava sing along 5-2020

Section II:

2-course tambura tuned at a fourth:

First (higher) course = D

Second (lower) course = A

FRETTED STRINGS TUNE TO:
HIGH STRING/COURSE: D
LOW STRING/COURSE: A (DRONE)

AJDE LENO D'OJME

RHYTHMIC PATTERN:
Du-Dud

VIOLINS, ACCORDIONS, ETC.

PLAY REPEATED 8THS AS APPROPRIATE
LONGER NOTE VALUE, STILL EMPHASIZING
RHYTHM.

A

B

C

UPDATED: AUGUST 1, 2020

Ajde Leno d'orme

Ајде Лено д' ојме долу на сред село,
долу на сред село, собор се собрало.

/Ajde Leno d' ojme dolu na sred selo,
dolu na sred selo, sobor se sobralo/.

Таму се собрале и стари и млади,
оро заиграле, песни запеале.

/Tamu se sobrale i stari i mladi,
oro zaigrane, pesni zapeale./

Среде во ороту, нашето овчарче,
како е надувало, таја пуста гајда.

/Srede vo oroto, našeto ovčarče,
kako e naduvalo, taja pusta gajda./

Сите девојчиња играат и пеат,
убавата Цена ни игра, ни пее.

/Site devojčinja igraat i peat,
ubavata Cena ni igra, ni pee./

//Го гајдарче гледа и се потсмевнува,
На гајдарче Цена с око намигнува.//

/Go gajdarče gleda i se potsmevnuva
Na gajdarče Cena s oko namignuva

Let's go to Leno down in the middle of the village,
down in the middle of the village, the festival gathered.

They gathered there both old and young,
dance danced, songs sang.

In the middle of the dance,
our young shepherd,
how inflated that empty bagpipe.

All the young girls play and sing,
the beautiful Cena neither plays nor sings

She is watching the bagpiper laughing and winking

Elena Dimitrievska, Marica Džilkovska, Persa Nikolova,
Bilides and MacFarlane, Macedonian Folk Songs for Voice and Tambura
published by Izvor Music 1930 11th Ave West, Seattle WA 98119-2802
<http://www.izvormusic.com/books/macedonian/MFS2.html>

<https://www.youtube.com/watch?v=e9CEnIXDZNc>

FRETTED STRINGS TUNE TO:
HIGH STRING/COURSE: D
LOW STRING/COURSE: A (DRONE)

AJDE RED SE

RHYTHMIC PATTERN:
DUD-DU-DU

Nov. 2024 book, Pg 26

VIOLINS, ACCORDIONS, ETC.
PLAY REPEATED 8THS AS APPROPRIATE
LONGER NOTE VALUE, STILL EMPHASIZING
RHYTHM.

BREAK

00 30 00 30 00 30 00

7 5 3 2 2 0 0 | 0 0 0 0 2 3 5 | 7 5 3 2 2 0 0 | 0 0 0 0 5 3 5 0

0 0 0 0 0 3 3 | 0 0 3 0 0 0 0 | 0 0 0 0 0 3 3 | 0 0 0 0 0 0 0

30 00 30 00 30 00

7 5 3 2 2 0 0 | 0 0 0 0 2 3 5 | 7 5 3 2 2 0 0 | 0 0 0 0

0 0 0 0 0 3 3 | 0 0 3 0 0 0 0 | 0 0 0 0 0 3 3 | 0 0 0 0

SONG

30 00

0 0 0 0 0 0 2 | 3 3 3 3 5 5 2 | 3 3 2 0 2 3 2 | 2 2 0 0 0 0 0

3 3 3 0 0 0 0 | 0 0 0 0 0 0 0 | 0 0 0 0 0 0 0 | 0 0 0 0 0 0 0

32 33 32 30 00

2 2 2 3 3 3 3 | 2 2 2 2 2 0 0 | 0 0 0 0 0 0 0 | 3 2 3 2 0 0 0

3 3 3 3 3 3 3 | 3 3 3 3 3 3 3 | 0 0 0 0 0 0 0 | 0 0 0 0 0 0 0

32 33 32 30 00

2 2 2 3 3 3 3 | 2 2 2 2 2 0 0 | 0 0 0 0 0 0 0 | 0 0 0 0

3 3 3 3 3 3 3 | 3 3 3 3 3 3 3 | 0 0 0 0 0 0 0 | 0 0 0 0

UPDATED: MARCH 6, 2021

Ajde Red Se Redat

Ajde red se redat, male
ajde red se redat
Kočanski sejmeni, mila male
Kočanski sejmeni

Ајде, ред се редат, мале,
Ајде, ред се редат,
Кочански сејмени, мила мале,
Кочански сејмени.

Ajde ќе mi odat (male) (2)
pokraj Kriva Reka (mila male) (2)

Ајде, ќе ми одат, (мале) (2)
Покрај Крива Река, (мила мале) (2)

Ajde ќе go barat (male) (2)
Iljo aramija (mila male) (2)

Ајде, ќе го барат, (мале) (2)
Иљо арамија, (мила мале) (2)

Ajde ne mi bilo (Iljo) (2)
pokraj Kriva Reka (mila male) (2)

Ајде, не ми било (иљо) (2)
Покрај Крива Река, (мила мале) (2)

Ajde tuk mi bilo (Iljo) (2)
vo Soluna grada, mila male
vo ladna mejana

Ајде, тук ми било (иљо) (2)
Во Солуна града, мила мале,
Во ладна меана

Ajde Iljo pilo (male) (2)
Vino em rakija (mila male) (2)

Ајде Илјо пиле (мале) (2)
Вино ем ракија (мила мале) (2)

Ajde go služila (male) (2)
moma makedonka (mila male) (2)

Ајде, го служила, (мале) (2)
Мома Македонка, (мила мале) (2)

They are forming ranks, mother,
The janissaries from Kočani.
They shall go along the Kriva River.
They will search for Iljo the outlaw.
Iljo wasn't beside the Kriva River,
But instead was in Thessaloniki-town In a cool tavern.
Iljo was drinking wine and brandy.
Waiting on him was a Macedonian girl

FRETTED STRINGS TUNE TO:
HIGH STRING/COURSE: D
LOW STRING/COURSE: A
DRAGI'S KEY: E

Chocheck: Aj da ime Jano

AS LEARNED FROM
DRAGI SPASOVSKI

Tambura strum:
DuduDudu

BREAK

22

22 00 22

SONG

55 00 22

23 22 00 22 23 22

CHORUS

22 // 00 22

22 22 22 22 23 23 22 22

UPDATED: SEPTEMBER 17, 2022

AJ DA IME, JANO

Aj da ime Jano, aj da ime,
//aj da ime, Jano, na novi pazar.//
Tam ќе ti kupa, Jano, tam ќе ti kupa,
//tam ќе ti kupa, Jano, svileni pantovki.//
Refrain:
//Of, Jano, Jano, Jano,
dej gidi bela Jano.//

Ti da gi noseš, Jano, ti da gi noseš,
//ti da gi noseš, Jano, jas da te gledam.//
Aj da ima, Jano, aj da ime,
//aj da ime, Jano, na novi pazar.//
Refrain:

Tam ќе ti kupa, Jano, tam ќе ti kupa,
//tam ќе ti kupa, Jano, srmeno eleče.//
Ti da go noseš, Jano, ti da go noseš,
//ti da go noseš, Jano, jas da te gledam.//
Refrain:

Dragi Spasovski workshop 3/20/2022

AJ DA IME JANO

Aj da ime, Jano, aj da ime,
//aj da ime, Jano, na novi pazar.//
Tam ќе ti kupa, Jano, tam ќе ti kupa,
//tam ќе ti kupa, Jano, svileni pantovki.//
Рефрен:
//Оф, Јано, Јано, Јано,
Деј гиди, бела Јано.//

Ти да ги носеш, Јано, ти да ги носеш,
//ти да ги носеш, Јано, јас да те гледам.//
Ај да име, Јано, ај да име,
//ај да име, Јано, на нови пазар.//
Рефрен:

Там ќе ти купат, Јано, там ќе ти купат,
//там ќе ти купат, Јано, срмено елече.//
Ти да го носеш, Јано, ти да го носеш,
//ти да го носеш, Јано, јас да те гледам.//
Рефрен:

FRETTED STRINGS TUNE TO:
HIGH STRING/COURSE: D
LOW STRING/COURSE: A

Čoček medley: Dedo mili zlatni

AS LEARNED FROM
DRAGI SPASOVSKI

Tambura strum:
DuduDudu

BREAK

00

00 10 00

VOCAL

33

00 10 30 00 10 30 00

UPDATED: FEB 19, 2022

DEDO MILI ZLATNI

Dedo odi na pazar,
konja java bez samar.

(Refrain:

Dedo mili zlatni,
babina prva ljubov,
dedo, mili, zlatni,
babino bonbonče.)

Baba java na mule,
dedo puši so lule.

(Refrain:)

Dedo odi na bostanot,
baba praša za fustanot.

(Refrain:)

Baba ide od nivata,
dedo gleda vo tavata.

(Refrain)

Dedo odi na ručok,
baba peče cel praščok.

(Refrain)

Baba prede na vreteno,
dedo jade pečeno.

(Refrain)

Dedo odi za piperki,
baba gali dve te kerki.

(Refrain)

Baba jade piperka,
dedo sviri na šupelka.

(Refrain)

ДЕДО МИЛИ ЗЛАТНИ

Дедо оди на пазар,
коња јава без самар.

(Рефрен:

Дедо мили златни,
бабина прва љубов,
дедо, мили златни,
бабино бонбонче.)

Баба јава на муле,
дедо пуши со луле.

(Рефрен)

Дедо оди на бостанот,
баба праша за фустанот.

(Рефрен:)

Баба иде од нивата,
дедо гледа во тавата.

(Рефрен)

Дедо оди на ручок,
баба пече цел прашчок.

(Рефрен)

Баба преде на вретено,
дедо јаде печено.

(Рефрен)

Дедо оди за пиперки,
баба гали двете керки.

(Рефрен)

Баба јаде пиперка,
дедо свира на шупелка.

(Рефрен)

Grandpa goes to market and rides a horse with no saddle

refrain: Grandpa golden, Grandmother's first love, Grandma's candy.

Grandma riding a mule, Grandpa smokes his pipe, Grandma goes to the garden, Grandpa asked about a dress, Grandma comes back from field, Grandpa looks in baking pan, Grandpa goes to lunch, Grandma cooks a whole pig, grandma on a spindle, Grandpa eats the roast. A humorous song.

Dragi Spasovski workshop 3/20/2022

FRETTED STRINGS TUNE TO:
HIGH STRING/COURSE: D
LOW STRING/COURSE: A

Čoček medley: Kitčice Čoček

Nov 2024 book, Pg 32

AS LEARNED FROM
DRAGI SPASOVSKI

Tambura strum:
DuduDudu

1ST BREAK

9 7 7 9 5 0 5 4 4 0 2 4 0 2 4 5 7 4 0 2 0 2 4 5 7

9 7 7 9 5 0 5 4 4 0 2 4 0 2 4 5 7 4 0 2 2

VOCAL

9 7 5 7 9 5 7 4 5 4 0 0 2 2 4 5

Fine: 5 beats Hey!

5 7 4 4 2 2 Hey! 0 0 2 2 4 5 5 7 4 4 2 2 0 2 4 5 7 2 2

2ND BREAK

5 0 4 5 7 0 7 5 7 4 5 0 5 4 5 7 4 7 5 7 7

5 0 4 5 7 0 7 5 7 9 5 0 5 4 5 7 4 7 7 5 4 5 7

UPDATED: FEB 19, 2022

KITČICE, KITČICE, BUJNA LOBODO

Kitčice, kitčice, kitčice, kitčice, bujna lobodo,
hej,
kitčice, kitčice, bujna lobodo.
Daj mi nož, daj mi nož, daj mi nož, daj mi nož,
da se probodam, hej.
daj mi nož, daj mi nož, da se probodam.

Zaradi, zaradi, zaradi, zaradi, vašte maala, hej,
zaradi, zaradi, vašte maala.
Imate, imate, imate, imate, momi ubavi, hej,
imate, imate, momi ubavi.

Na lice, na lice, na lice, na lice, beli, ubavi, hej,
na lice, na lice, beli ubavi.
Na snaga, na snaga, na snaga, na snaga, tenki
visoki, hej,
na snaga, na snaga, tenki visoki.

Ergeni, ergeni, ergeni, ergeni, vi se glupavi, hej,
ergeni, ergeni, vi se glupavi.
Ne znaat, ne znaat, ne znaat, ne znaat, ljubov da
vodat, hej,
ne znaat, ne znaat, ljubov da vodat.

Sal znaat, sal znaat, sal znaat, sal znaat, vino da
pijat, hej,
sal znaat, sal znaat, vino da pijat.
I bela, i bela, i bela, i bela, luta rakija, hej,
i bela, i bela, luta rakija.

from Dragi Spasovski workshop 3/20/2022

КИТЧИЦЕ, КИТЧИЦЕ, БУЈНА ЛОБОДО

Китчице, китчице, китчице, китчице, бујна
ловбодо, хеј,
китчице, китчице, бујна ловбодо.
Дај ми нож, дај ми нож, дај ми нож, дај ми
нож, да се прободам, хеј
дај ми нож, дај ми нож, да се прободам.

Заради, заради, заради, заради ваште маала,
хеј,
Заради, заради ваште маала.
Имате, имате, имате, имате моми убави, хеј,
Имате, имате, моми убави.

На лице, на лице, на лице, на лице бели,
убави, хеј
на лице, на лице бели, убави.
На снага, на снага, на снага, на снага тенки
високи, хеј,
На снага, на снага тенки високи.

Ергени, ергени, ергени, ергени ви се глупави,
хеј,
Ергени, ергени ви се глупави.
Не знаат, не знаат, не знаат, не знаат љубов
да водат, хеј,
Не знаат, не знаат љубов да водат.

Сал знаат, сал знаат, сал знаат, сал знаат вино
да пијат, хеј,
Сал знаат, сал знаат вино да пијат
И бела, ибела, и бела, и бела лута ракија, хеј,
и бела, и бела, лута ракија.

High string/course: D
Low string/course: A
Play both courses, throughout

Domakine

Tambura strum:
Dud-dudu

From Dragi, David &
Rachel's book, pg 40-41
Solo tambura arrangement: cope

Break

7 5 3 2 2 2 3 | 0 0 3 0 2 3 5 | 7 5 3 2 2 2 3 | 0 0 0 5 3 5 0 | 0 0 0 0

Vocal

6 3 | 0 0 5 5 5 2 | 3 3 3 3 3 3 3 | 5 5 3 7 5 3 2 | 3 3 2 3 5 2 3 | 0 0 0 0 0 0 0

11 3 3 3 3 2 0 2 | 3 3 3 3 3 3 3 | 3 0 2 3 5 5 2

14 3 3 2 3 5 2 0 | 0 0 0 0 0 0 0 | 0 0 0 0 0 0 0 | 0 0 0 0

Updated: January 20, 2023



ДОМАЌИНЕ, ДОБРИ ГОСТИ ТИ ДОЈДОА

//Домаќине, добри гости ти дојдоа,
//добар абер, домаќине, ти донесоа.

//Domakine, dobri gosti ti dojdoa,
//dobar aber, domakine, ti doneso.

//Добар абер, домаќине, то донесоа,
//од Солуна, домаќине, од Стамбола.

//Dobar aber, domakine, ti doneso,
//od Soluna, domakine, od Stambola.

//Стадо ти се, домаќине, објагнало,
//половина, домаќине, се облизнало.

//Stado ti se, domakine, objagnalo,
//polovina, domakine, se obliznalo.

//Жена ти се, домаќине, породила,
//ти родила, домаќине, машко дете.

//Žena ti se, domakine, porodila,
//ti rodila, domakine, maško dete.

//Ти родила, домаќине, машко дете,
//машко дете, домаќине, Македонче.

//Ti rodila, domakine, maško dete,
//maško dete, domakine, Makedonče.

Master of the house, fine guests have come to visit you, and they bring you good news from Thessaloniki, from Istanbul. Your flock of sheep has given birth, and half of your ewes have borne twins. Your wife has given birth to a male child, a Macedonian child.

FRETTED STRINGS TUNE TO:

HIGH STRING/COURSE: D

LOW STRING/COURSE: A

GELJUM ASKERI

Rhythmic pattern

Dudududu

$\bullet = 105$ Break & vocal

7 0 12 12 12 12 10 0 | 10 12 12 10 12 12 12 0

7 0 12 14 12 12 10 0 | 10 12 12 10 8 8 7 0

5 0 10 10 10 10 9 0 | 9 10 10 9 10 10 10 0

9 0 9 10 10 10 10 9 | 10 12 12 10 8 8 7 0

5 0 7 8 8 8 7 0 | 7 8 8 7 8 8 8 0

8 0 9 10 10 10 10 9 | 10 12 12 10 8 8 7 0

5 0 7 7 7 7 7 0 | 5 5 5 0 7 7 7 0

UPDATED: OCT 16, 2021

Gelum Askeri

Geljum askeri me kamlja mukljum
Geljum askeri me kamlja mukljum
Me kamlja mukljum trin berš dive
Me kamlja mukljum trin berš dive

Dža tu, daje, rode ola
Dža tu, daje, rode ola
Tuke, daje, ka den ola
Tuke, daje, ka den ola

Ma bistre, kamlije, amaro kamlipe
Ma bistre, kamlije, amaro kamlipe
Amaro kamlipe, dui berš dive
Amaro kamlipe, dui berš dive

I went off to be a soldier, I left my love
I went off to be a soldier, I left my love
I left my love for three years
I left my love for three years

Go, mother, look for her
Go, mother, look for her
They (her parents) will give her to you
They (her parents) will give her to you

Don't forget, love, our love
Don't forget, love, our love
Our love, of two years
Our love, of two years

Macedonian Rom song, sung in Romani by
Memed Sulejmanov with Muarem Skipov on
tambura, arranged by Pece Atanasovski.
Jugoton EPY 3918.

Presented by Carol Silverman. Carol wishes to
thank Ferhan and Zada Ismail for help with
translation.

I went, mother, far away
Far away, to many cities


FRETTED STRINGS TUNE TO:
HIGH STRING/COURSE: D
LOW STRING/COURSE: A

GELJUM DUR TANESTE


Rhythmic pattern

Dudududu


Break and Chorus



Musical staff 1 for Break and Chorus. It features a treble clef, a 2/4 time signature, and a key signature of one flat (Bb). The staff contains a melodic line with a repeat sign at the beginning. Below the staff are the fret numbers: 7 7 7 0 9 0 10 0 | 10 10 9 10 8 8 8 7.



Musical staff 2 for Break and Chorus. It features a treble clef and a 3/4 time signature. The staff contains a melodic line with a repeat sign at the beginning. Below the staff are the fret numbers: 7 7 7 0 9 0 10 0 | 10 10 9 10 8 8 8 7.




Musical staff 3 for Break and Chorus. It features a treble clef and a 5/4 time signature. The staff contains a melodic line with a repeat sign at the beginning. Below the staff are the fret numbers: 7 7 7 0 9 0 10 0 | 10 10 9 10 8 8 8 7.



Musical staff 4 for Break and Chorus. It features a treble clef and a 7/4 time signature. The staff contains a melodic line with a repeat sign at the beginning. Below the staff are the fret numbers: 10 10 9 10 8 8 8 7 | 7 8 5 5 7 7 7 0.

Verse



Musical staff 1 for Verse. It features a treble clef and a 9/4 time signature. The staff contains a melodic line with a repeat sign at the beginning. Below the staff are the fret numbers: 7 7 7 0 12 12 14 14 | 14 14 14 14 14 14 10 10.



Musical staff 2 for Verse. It features a treble clef and a 11/4 time signature. The staff contains a melodic line with a repeat sign at the beginning. Below the staff are the fret numbers: 10 12 12 12 12 12 9 9 | 9 10 10 10 9 12 8 7.



Musical staff 3 for Verse. It features a treble clef and a 13/4 time signature. The staff contains a melodic line with a repeat sign at the beginning. Below the staff are the fret numbers: 7 7 7 0 9 0 10 0 | 10 10 9 9 12 12 9 9.



Musical staff 4 for Verse. It features a treble clef and a 15/4 time signature. The staff contains a melodic line with a repeat sign at the beginning. Below the staff are the fret numbers: 9 10 10 10 8 8 7 0 | 7 8 5 5 7 7 7 0.

UPDATED: OCT 23, 2021

Gelum, Daje, lele, Dur Taneste

// Gelum, geljum, daje, lele, dur taneste
Dur taneste, daje lele, dur diziende //
Kalije, parnije
Hovadžan ma, lele, pale na leljan man
Sanije, kalije
Hovadžan ma, lele, pale na leljan man

// Dži tut, dži tut phrala, ma va pale mande
Ma va pale mande, ma rovljar te čhaven //
Kalija, parnija
Hovavgjum tut, lele, pale na leljum tut
Kalija, parnija
Hovavgjum tut, lele, pale na leljum tut

// Alo dive, haje, me čhavoren mukljum
Me čhavoren mukljum , pale tute aljum //
Sanije, gudlije
Hovadžan ma, lele, pale na leljan man
Sanije, šužije,
Hovadžan me, lele, pale na leljan man

I went, mother, far away
Far away, to many cities
You dark one, you fair one
You deceived me and didn't marry me
Sanija, you dark one
You deceived me and didn't marry me

Go, brother, go, don't follow me
Don't follow me, don't make your children cry
The dark one, the fair one
I deceived you and I didn't marry you
The dark one, the fair one,
I deceived you and I didn't marry you

The day came, girl, when I left my children
I left them went after you
Sanija, you sweet one
You deceived me and didn't marry me
Sanija, you beautiful one
You deceived me and didn't marry me

Macedonian Rom song, sung in Romani by
Memed Sulejmanov with Muarem Skipov on
tambura, arranged by Pece Atanasovski.
Jugoton EPY 3918.

Presented by Carol Silverman. Carol wishes to
thank Ferhan and Zada Ismail for help with
translation.

FRETTED STRINGS TUNE TO FOURTH:
 HIGH STRING/COURSE: D
 LOW STRING/COURSE: A (DRONE)

HAPPY BIRTHDAY LESNO

RHYTHMIC PATTERN:
 DUD-DUDU

COPE'S ARRANGEMENT OF
 HAPPY BIRTHDAY
 MELODY B ON IS FROM A PECE
 RECORDING

A

5

B

C

D

UPDATED: JUNE 12, 2021

HAPPY BIRTHDAY LESNO -- PAGE 2

21

2-2-0-4-5-5-4 | 2-2-0-4-5-7-9 | 9-7-9-7-5-5-4 | 2-2-2-2-2-2-0

E 25

9-7-9-7-5-5-4 | 2-2-0-4-5-7-9 | 9-7-9-7-5-5-4 | 2-2-0-7-9-9-9

29

9-7-9-7-5-5-4 | 2-2-0-4-5-7-9 | 9-7-9-7-5-5-4 | 2-2-2-2-2-2-0

F 33

4-5-0-4-5-7-9 | 9-10-10-10-9-7-7 | 7-9-5-7-7-12-12 | 10-12-9-10-10-9-0

37

4-5-0-4-5-7-9 | 9-10-10-10-9-7-7 | 7-9-5-7-7-12-12 | 7-10-12-7-7-7-0

FRETTED STRINGS TUNE TO:
HIGH STRING/COURSE: D
LOW STRING/COURSE: A (DRONE)

JUNAK JODI

RHYTHMIC PATTERN:
DU-DU-DUD-DU-DU

Nov. 2024 book, Pg 42

VIOLINS, ACCORDIONS, ETC.
PLAY REPEATED 8THS AS APPROPRIATE
LONGER NOTE VALUE, STILL EMPHASIZING
RHYTHM.

1ST BREAK

11 00

4-5-7-0-4-5-7-4-5-7-0-4-0-2-2-0-0-0-4-5-7-0
0-0

00

3

4-5-7-0-4-5-7-4-5-7-0-4-0-2-2-0-0-0-0-0-0-0
0-0

SONG

00

5

4-4-4-5-2-4-4-2-0-0-0-4-4-4-5-2-4-4-2-0-2-2
0-0

30 00 30 00

7

0-0-0-0-0-0-0-0-2-4-4-2-2-0-0-0-0-0-0-0-0-0
3-3-0-0-0-0-0-0-3-0-0-0-0-0-0-0-0-0-0-0-0-0

30 00 30 00 // TO END

9

0-0-0-0-0-0-0-0-2-4-4-2-2-0-0-0-0-0-0-0-0-0
3-3-0-0-0-0-0-0-3-0-0-0-0-0-0-0-0-0-0-0-0-0

UPDATED: MARCH 6, 2021

JUNAK JODI -- PAGE 2

2ND BREAK

00

11

4 0 2 2 4 4 2 4 0 2 2 | 4 0 2 2 0 0 0 4 5 7 0

0 0 0 0 0 0 0 0 0 0 | 0 0 0 0 0 0 0 0 0 0

00

13

4 0 2 2 4 4 2 4 0 2 2 | 4 0 2 2 0 0 0 0 0 0

0 0 0 0 0 0 0 0 0 0 | 0 0 0 0 0 0 0 0 0 0

2ND BREAK HARMONY

00

15

7 0 5 5 7 7 5 7 0 5 5 | 7 0 5 5 4 4 0 7 9 11 0

0 0 0 0 0 0 0 0 0 0 | 0 0 0 0 0 0 0 0 0 0

00

17

7 0 5 5 7 7 5 7 0 5 5 | 7 0 5 5 4 4 4 4 4 4 0

0 0 0 0 0 0 0 0 0 0 | 0 0 0 0 0 0 0 0 0 0

Junak Jodi

Junak jodi, junak jodi,
//junak jodi, mori, konja vodi. //
Konja vodi, konja vodi,
//konja vodi, mori, pesha jodi. //

Юнак йоди, юнак йоди,
//Юунак йоди, мори, коня води.//
Коня води, коня води,
// коня води, мори, пеша йоди. //

Nasreshnalo nasreshnalo,
// nasreshnalo, mori, malkaj moma. //
Toj na moma, toj na moma,
// toj na moma, mori, progovarja: //

Насрешнало, насрешнало,
// насрешнало, мори, малкай мома. //
Той на мома, той на мома,
// той на мома, мори, проговаря: //

"Daj mi mome, daj mi mome,
// daj mi mome, mori,tvojta kitka, //
Tvojta kitka, tvojtа kitka,
Tvojta kitka, mori, ran bosilek.

"Дай ми моме, дай ми моме,
// дай ми моме, мори, твоита китка, //
твоита китка, твоита китка,
// твоита китка, мори, ран босилек. //

A young man went along, leading a horse, walking. He met a young woman and said to her, "give me your kitka of early basil."

Velingrad, Bulgaria

Michele Simon and Zabava from EEFC Balkan Folk Songs - page 44

FRETTED STRINGS TUNE TO:
HIGH STRING/COURSE: D
LOW STRING/COURSE: A (DRONE)

KAMBANA BIE MITRO

RHYTHMIC PATTERN:
DUDUDU-DUD

AS LEARNED FROM A
DRAGI SPASOVSKI
CASSETTE TAPE IN 2004

BREAK

SONG

UPDATED: JANUARY 8, 2021

KAMBANA BIE, MITRO

Kambana bie, Mitro, kambana bie,
za što mi bie, Mitro, za što mi bie?
Oro se vie, Mitro, oro se vie,
oro se vie, Mitro, kaj manastiro.

Kambana bie, Mitro, kambana bie,
za kogo bie, Mitro, za kogo bie?
Ona mi bie, Mitro, ona mi bie,
ona mi bie, Mitro, za devojkite.

Kambana bie, Mitro, kambana bie,
za kogo bie, Mitro, za kogo bie?
Ona mi bie, Mitro, ona mi bie

Kambana bie, Mitro, kambana bie,
za što mi bie, Mitro, za što mi bie?
Ona mi bie, Mitro, ona mi bie,
za suvo grozje, Mitro, za leblebija.

Dragi Spasovski workshop 3/20/2022

A bell is ringing, Mitro
For what is it ringing, Mitro?
A dance is starting, Mitro,
by the monastery.

The bell is ringing, Mitro,
for whom does it ring, Mitro?
It rings, Mitro,
for the girls.

The bell is ringing, Mitro,
for whom does it ring, Mitro?
It rings, Mitro,
for the bachelors.

The bell is ringing, Mitro,
for what is it ringing, Mitro?
It rings, Mitro,
for raisins, Mitro, for chickpeas.*

Source Slavko and Rajna Spasovski (Kumanovo) *(these are favorite traditional party snacks in Macedonia)

КАМБАНА БИЕ, МИТРО

Камбана бие, Митро, камбана бие.
За што ми бие, Митро, за што ми бие?
Оро се виде, Митро, оро се вие,
оро се вие, Митро, кај манастирот.

Камбана бие, Митро, камбана бие.
За кого бие, Митро, за кого бие?
Она ми бие, Митро, она ми бие,
она ми бие, Митро, за девојките.

Камбана бие, Митро, камбана бие.
За кого бие, Митро, за кого бие?
Она ми бие, Митро, она ми бие,
она ми бие, Митро, за ергените.

Камбана бие, Митро, камбана бие.
За што ми бие, Митро, за што ми бие?
Она ми бие, Митро, она ми бие,
за суво грозје. Митро, за леблебиј

High string/course: D
Low string/course: A

Karanfilke, filke mome

Tambura strum:
Dudu-Dud-Dudu

From Dragi, David &
Rachel's book, page 58
Beyond the Mountain - 04
Arranged by Dragi & David
chords & m7: cope

Break

The Break section consists of four staves of guitar tablature. Each staff begins with a treble clef and a 16/8 time signature. The first staff has a '00' chord marker above the first measure and a '31' marker above the second measure. The second staff has a '00' marker above the eighth measure. The third staff has '00' and '31' markers above the first and second measures, respectively. The fourth staff has a '00' marker above the eighth measure. The tablature includes various fret numbers (0-8) and rhythmic patterns such as triplets (3) and slurs.

Vocal

The Vocal section consists of three staves of guitar tablature. Each staff begins with a treble clef. The first staff has a '00' chord marker above the first measure. The second staff has a '00' marker above the eighth measure. The third staff has a '31' marker above the first measure. The tablature includes various fret numbers (0-8) and rhythmic patterns such as triplets (3) and slurs.

Updated: January 20, 2023

Pg 2: Karanfilke, filke mome

00

15

5 7 5 5 4 4 1 4 4 1 0 | 3 3 0 0 0 0 0 0 0 0

31

17

5 7 5 5 4 4 1 4 4 1 0 | 3 3 0 1 4 5 5 5 5 5 0

00

19

5 7 5 5 4 4 1 4 4 1 0 | 3 3 0 0 0 0 0

Karanfilke, Filke, mome

//„Каранфилке, Филке, моме,//
//убаво цвеќе шарено,//
Каранфилке, моме,
убаво цвеќе шарено.

//”Karanfilke, Filke, mome,//
//ubavo cveќе šareno,//
Karanfilke, mome,
ubavo cveќе šareno.

//Јас ќе ти го пишам, моме,//
//белото ти лице
и црните очи.”//

//Јас ќе ти го пишам, моме,//
//beloto ti lice
i crnite oči.”//

//„Пишувај, не пишуј, лудо,//
//мене ме мама, лудо бре,
за јабанџиче не дава.”//

//”Pišuvaj, ne pišuj, ludo,//
//mene me mama, ludo bre,
za jabandžiče ne dava.”//

//„Каранфилке, Филке, моме,//
//не си ја слушај мајка ти,
мајка ти нашта душманка.”//

//”Karanfilke, Filke, mome,//
//ne si ja slušaj majka ti,
majka ti našta dušmanka.”//

Karanfilka, Filka girl, beautiful colorful flower, I shall draw your fair face and black eyes.” “You can draw me or not, but you need to know that my mama won’t let me marry a foreigner.” “Karanfilka, Filka girl, don’t listen to your mother, for she is our enemy.”

from Songs from the repertoire of Dragi Spasovski vol 1
David G. Bilides
Dragi Spasovski
Rachel MacFarlane

TUNE @ 4TH: D/A

LEGNALA RODNE

Nov 2024 book, Pg 50

VIOLINS, ACCORDIONS, ETC. PLAY REPEATED

8THS AS APPROPRIATE LONGER NOTE VALUE,

STILL EMPHASIZING RHYTHM.

SEQUENCE: AB, C, AB, DE UNTIL DONE

RHYTHMIC PATTERN:

Du-Du-Du-Du

TR: APPROXIMATED BY COPE

Song

A

22 55 32 00 22

NO DRONE

B

32 00 22

Tambura solo - 4X

C

22 32 22

Kaval solo

D

55 32 22

D U D

E

32 22 32 22

D U D 1, 3. 2, 4.

UPDATED: JANUARY 30, 2021

Легнало Родне

/Легнало Родне, заспало,
на мајкино си колено./
/Оф, аман, аман, Родне ле,
на мајкино си колено./

/Мајка си ќерка будеше:
- Стани ми, стани Родне, ле./
/Оф, аман, аман, Родне, ле,
либето ти се посврши./

/- Пушти ме мамо да идам,
на либе да му честитам./
/Оф, аман, аман, мајко, ле,
на либе да му честитам./

/Честито либе невеста,
невеста невековита./
/Оф, аман, аман, либе, ле,
сос' неја да се венчуваш./

/Сос' неја да се венчуваш,
сос' мене да се ќердосаш./
/Оф, аман, аман, либе, ле,
сос' мене да се ќердосаш./

Rodna laid down, fell asleep,
on her mother's lap.
Hey, Rodna, hey,
on her mother's lap.

Her mother was waking her daughter:
- Get up, wake up Rodna, hey.
Hey, Rodna, hey,
your lover is engaged to be married.

Let me go, mother,
congratulate my love.

Legnalo Rodne

/Legnalo Rodne, zaspalo,
na majkino si koleno./
/Of, aman, aman, Rodne le,
na majkino si koleno./

/Majka si kjerka budeše:
- Stani mi, stani Rodne, le./
/Of, aman, aman, Rodne, le,
libeto ti se posvrši./

/- Pušti me mamо da idam,
na libe da mu čestitam./
/Of, aman, aman, majko, le,
na libe da mu čestitam./

/Čestito libe nevesta,
nevesta nevekovita./
/Of, aman, aman, libe, le,
sos' neja da se venočuvaš./

/Sos' neja da se venčuvaš,
sos' mene da se kjerdosaš./
/Of, aman, aman, libe, le,
sos' mene da se kjerdosaš./

Hey, mother, hey,
congratulate my love.

Congratulations, my love, on your bride,
not-lasting bride.
Hey, dear, hey,
may you marry her.

May you marry her,
may you find happiness with me.
Hey, my love, hey,
may you find happiness with me.

<https://pesna.org/song/742>

Pancea <https://www.youtube.com/watch?v=9t5ZsxMNQuU> <https://www.youtube.com/watch?v=O7-PYhKL1nl>

Lenchitse

"D" tambura tuning:
 1st course: D, 2nd course: A
 (or wherever the singer would like it)
 Picking pattern:
 Du-du-du

Angela Rodel learned this song from Bansko Babi
 (Bansko Grannies) in March of 1997.
 Lead voice: Nevena Dumanova.

approximated by:
 cope for
balkanlia!
 august 2004

Song

Break

Updated: December 18, 2020

TUNE @ 4TH: D/A
STRUM: DUDU-DUDU

LENO LE LENO

VIOLINS, ACCORDIONS, ETC.

PLAY REPEATED 8THS AS APPROPRIATE
LONGER NOTE VALUE, STILL EMPHASIZING
RHYTHM.

TR: APPROXIMATED BY COPE

FROM THE REPERTOIRE OF PERSA NIKOLOVA,
SINGER FROM ORMAN, A VILLAGE NEAR SKOPJE.

SEQUENCE: ABC, 3xAC

A

07 05 07

10-12-12-12-10-10-9-9 | 10-10-9-9-7-7-5-5 | 7-7-7-7-7-7-9-9 | 10-12-12-12-10-10-9-9

DRONE ON A

07 05 07

10-12-12-12-10-10-9-9 | 10-10-9-9-7-7-5-5 | 7-7-7-7-7-7-12-12 | 7-7-7-7-7-7-7-7

B

02 00 02

5-7-7-7-5-5-4-4 | 5-5-4-4-2-2-0-0 | 2-2-2-2-2-2-4-4 | 5-7-7-7-5-5-4-4

02 00 02

5-7-7-7-5-5-4-4 | 5-5-4-4-2-2-0-0 | 2-2-2-2-2-2-7-7 | 2-2-2-2-2-2-2-2

SONG

C

02 00 02

5-7-7-7-5-5-4-4 | 5-5-4-4-2-2-0-0 | 2-2-2-2-2-2-4-4 | 5-7-7-7-5-5-4-4

02 00 02

5-7-7-7-5-5-4-4 | 5-5-4-4-2-2-0-0 | 2-2-2-2-5-7-7-7 | 2-2-2-2-2-2-2-2

UPDATED: SEPTEMBER 26, 2020

Leno le, Leno mome galeno

Лено ле, Лено моме галено
има ли моми, Лено, за мене?

/Leno le, Leno mome galeno?
/ima li momi, Leno, za mene?

Бате ле, бате, леле, Стојане,
сношти ги чума, бате, потепа.

/Bate le, bate, lele, Stojane,
/snošti gi čuma, bate, potepa/.

Лено ле, Лено, моме галено
и ти си арна, Лено, за мене?

/Leno le, Leno, mome galeno/
/i ti si arna, Leno, za mene?/

Бате, ле, бате, леле, Стојане,
нели сме, пусто, бате, роднина?

/Bate, le, bate, lele, Stojane,
/neli sme, пусто, bate, rodnina?/

Лено ле, Лено, моме галено,
ситни камења, Лено, број нема,
широко море, Лено, крај нема,
убава мома, Лено, род нема.

Leno le, Leno, mome galeno,
sitni kamenja, Leno, broj nema,
široko more, Leno, kraj nema,
ubava moma, Leno, rod nema.

/Hey Leno, Leno, pampered girl,
/are there girls for me?/

/ Hey brother, brother Stojan/
last night a plague killed them.

/ Hey Leno, Leno, pampered girl,
/and are you good for me?/

/- Hey brother, brother Stojan,
are we not, damn it, relatives??

- Hey Leno, Leno, pampered girl,
small stones have no numbers,
the wide sea has no end,
a beautiful girl has no relatives.

Tune at a fourth:
1st course: D
2nd course: A
or wherever the
singer would like it!

Me phirava daje

Approximated by:
cope
6.19.2001

Arr. Pece Atanasovski, vocal: Memed Sulejmanov,
tambura: Muarem Sakipov, Jugoton EPY 3918

intro: 2 bars dumbek, 2 bars 2nd tambura

Verse & break

7 12 14 14-14-12-14-12-12-10-12 10-10-8-10-8-8-7-8 10-8-5-5-7-7-7-0

5 7-7-7-0-12-12-14-14 14-14-12-14-12-12-10-12 10-10-8-10-8-8-7-8 10-8-5-5-7-7-7-0

Chorus

9 7-7-7-0-10-0-12-0 12-12-10-12-14-14-14-0 7-0-9-10-10-0-10-0 10-10-9-10-12-12-12-0

13 7-0-7-8-8-0-8-0 8-8-7-8-8-10-10-0 8-10-10-8-7-8-5-5 7-8-5-5-7-7-7-0

2nd tambura part 2 bar drum intro

Verse & break

17 5-5-5-7-7-7-7-7 5-5-5-5-7-7-7-7 5-5-5-7-7-7-7-7 5-5-5-5-7-7-7-7 5-5-5-5-5-5-5-5 7-8-5-5-7-7-7-7

Chorus

23 7-7-7-7-7-7-7-7 5-5-5-5-5-5-5-5 7-8-5-5-7-7-7-7 7-7-7-7-7-7-7-7 5-5-5-5-5-5-5-5 7-8-5-5-7-7-7-7

2 X this bar 4 X this bar 3 X this bar

UPDATED: OCT 29, 2021

Me phirava, daje mori

Macedonian Rom

// Me phirava, daje mori //
// me phirava po sokakja terno, daje, rovava //
ah, ah, ah, Devla be
// Eke kotar kaj avela // // ej ternori, ej bučarni
ej bučarni, čorori // ah, ah, ah, Devla be
// Mo dadoro mulo terno //
// amen ačiljam duidžene duidžene čorore //
// ah, ah, ah, Devle be //

I travel, mother, down small paths, I'm young, mother, I cry, Oh God.
She (the mother) came over here, young, industrious, poor, Oh God. My
father died young, we two were left poor, Oh God.
Macedonian Rom song, sung by Memed Sulejmanov with Muarem
Sakipov on tambura, arranged by Pece Atanasovski. Jugoton EPY 3918.

Source; Carol Silverman, e-mail to eefc list

Tune at a fourth:
 1st course: D
 2nd course: A
 or wherever the
 singer would like it!

Nasvalo sijum daje

Approximated by:
 cope
 6.19.2001

Arr. Pece Atanasovski, vocal: Memed Sulejmanov,
 tambura: Muarem Sakipov, Jugoton EPY 3918

chorus & break

T
A
B

T
A
B

T
A
B

verse

T
A
B

T
A
B

T
A
B

UPDATED: NOV 6, 2021

NE SEDI DJEMO

FRETTED STRINGS TUNE TO:
HIGH STRING/COURSE: D
LOW STRING/COURSE: A (DRONE)

RHYTHMIC PATTERN:
DUD-DUDU-DUD-DU

VIOLINS, ACCORDIONS, ETC.
PLAY REPEATED 8THS AS APPROPRIATE
LONGER NOTE VALUE, STILL EMPHASIZING
RHYTHM.

BREAK

12/16

SONG

9

11

13

Devojče devojče

FRETTED STRINGS TUNE TO:
HIGH STRING/COURSE: D
LOW STRING/COURSE: A (DRONE)

RHYTHMIC PATTERN:
DU-DUD-DUDU (SOLO 8THS: D)
PLAY BOTH COURSES, THROUGHOUT

VIOLINS, ACCORDIONS, ETC.
PLAY REPEATED 8THS AS APPROPRIATE
LONGER NOTE VALUE, STILL EMPHASIZING
RHYTHM.

AFTER LAST VERSE, REPEAT M7-10

BREAK

SONG

UPDATED: MARCH 6, 2021

Ne odi Džemo – Zabava version, medley with Devojče, devojče

/Ne odi Džemo, sloboden Džemo,

pod taja kruša gornica/

/Kauri glava dignale, Džemo,

site kumiti stanale /

/Site kumiti stanale, Džemo,

sestrata ti ja grabnale/ ***

sestrata ti ja grabnale, Džemo,

v'seloto si ja odvele

v'seloto si ja odvele, Džemo,

v'seloto si ja odvele

Za mladi Micko, vojvoda, Džemo,

Za mladi Micko, vojvoda

From Zabava songbook May 16, 2020

**** Tanec medley goes to Devojče, devojče. Also s/b planina for gornica.

Девојче, Девојче Devojče, Devojče

// "Девојче, девојче, црвено јаболче, //
// Не стој спроти мене, изгорев за тебе. " // // Devojče, devoje, crveno jabolče, //
// ne stoj sproti mene, izgorev za tebe! //

// Изгорев за тебе како лен за вода //
// како лен за вода, босилек за роса. " // // Izgorev za tebe kako len za voda, //
// kako len za voda, bosilek za rosa. //

// Гори лудо, гори, и јас така горам, //
// и јас така горам, нема што да сторам. " // // Gori, ludo, gori, i jas taka goram, //
// i jas taka goram, nema što da storam. //

// "Девојче, девојче, прашај ја мајка ти, //
// дава ли те тебе за мене сиромав. " // // Devojče, devojče, prašaj ja majka ti, //
// dava li te tebe za mene siromav. //

// "Мама не ме дава, уште годинава, //
уште годинава, оти сум малечка,
оти сум малечка од шеснаеш години. " // // Mama ne me dava ušte godinava, //
ušte godinava, oti sum malečka,
oti sum malečka od šesnaeš godini!

"Girl, girl, you red apple, don't stand in front of me, I am burning up for you, like flax for water, like basil for dew." "Burn young man, burn, for I am burning too and there's nothing I can do." "Girl, girl, ask your mother if she will give you to me, a poor man." "Mother won't give me for another whole year, because I'm young, 16 years old."

Transcription/translation: Rachel MacFarlane, Dragi Spasovski, Martha Forsyth

Sednal mi Džemo (Mirvet Belovska version)

Sednal mi Džemo, sloboden Džemo,
vo taja niva ornica,
vo taja niva ornica, Džemo,
pod taja kruša letnica.

Majka mu dojde na Džemo, aman
i na Džemailj zbor mu prozbori:
"Ne sedi Džemo, sloboden Džemo,
sloboden Džemo, raspāšan.

Ne mi e mirna godina Džemo,
Kauri glava krenale,
Kauri glava krenale, Džemo,
izlegol Micko vojvoda.

Izlegol Micko vojvoda, džanam,
so dvanaeset drugari,
izlegol Micko vojvoda džanam,
so dvanaeset komiti."

"Dej gidi majko, budala dzhanam,
kaurska sabja ne seči,
kaurska sabja ne seči, majko,
kaurska puška ne dupi."

Ušte mi zborot ne go doreče,
pukna mi puška od gora,
pukna mi puška od gora džanam,
Džemailja mi go ranija.

Dzhemailja mi go ranija džanam,
desnata noga koleno,
desnata noga koleno džanam,
levata strana srceto.

Седнал ми Џемо

Седнал ми Џемо, слободен Џемо,
во таја нива орница,
во таја нива орница, Џемо,
под таја круша лепница*.

Мајка му дојде на Џемо, аман
и на Џемаиљ збор му прозбори:
"Не седи Џемо, слободен Џемо,
слободен Џемо, распашан."

Не ни е мирна година Џемо,
каури глава кренале,
каури глава кренале, Џемо,
излегол Мицко војвода.

"Излегол Мицко војвода, џанам,
со дванаесет другари,
излегол Мицко војвода џанам,
со дванаесет комити."

"Деј гиди мајко, будала џанам,
каурска сабја не сечи,
каурска сабја не сечи, мајко,
каурска пушка не дупи."

Уште ми зборот не го дорече,
пукна ми пушка од гора,
пукна ми пушка од гора џанам,
Џемаиља ми го ранија.

Џемаиља ми го ранија џанам,
десната нога колено,
десната нога колено џанам,
левата страна срцето.

Džemo was resting peacefully
in the plowed field,
in the plowed field,
under the Lepnica* pear tree.

Džemo's mother came
and she told Džemo a word:
"Do not sit peacefully, Džemo,
don't be so comfortable." (meaning: do not lay
away your weapons)

This is not a peaceful year, Džemo,
The Christians (Kauri) have their head up (they
have become disobedient)
the Christians have their head up,
Micko vojvoda has come out of hiding

Micko vojvoda has come out of hiding
with twelve friends (fighters)

From Dragi Spasovki to EEFC list 2021: The original song actually is about the execution of Džemail Aga, performed by vojvoda Micko Porečki and his fighters. The original for the first time was recorded by Mirvet Belovska in early 50'. Mirvet is very well known as a singer who never "decorated", changed, the songs she recorded. Her songs, music and lyrics wise are very "clean", kept in the original as she had heard them.

*Lepnica - Most singers have sung the song with "kruša letnica", which means "a summer pear tree". I think Mirvet sings is as "lepnica" - one of the few different kinds of a pear fruit. There is petrvočka, vodenka, kantarka, lepnica/lebnica

From Rachel Mac Farlane to EEFC listserve: I presented this song the first time I taught singing at Balkan camp in 1988. Mirvet Belovska is the bomb, so enjoy the audio Jerry found.

My research also revealed that Džemail-aga was, to use a quaint term, a highwayman who was supported in his efforts by his brother, who was an Ottoman official in the town of Kičevo. Micko Krstić-Porečki was a guerrilla fighter (hajdutin), who lived from 1855 to 1909. You can read about him in Wikipedia [here](#) (includes a great picture of the man in full regalia).

The other interesting point is around the word "raspašan," which figuratively means "comfortable," but which literally means "unbelted" or "with loosened belt." Many men of the time wore long sashes (pojas, sg.), in whose folds various items like tobacco, money, and weapons were stashed.

Mirvet Belovska- Sednal Mi Džemo <https://www.youtube.com/watch?v=2cqeauOBgcl>

Micko vojvoda has come out of hiding
with twelve friends."

Hey, mother, you fool mother,
the Christian's saber does not cut,
the Christian rifle does not poke.

He did not even finish the saying,
a rifle shot from the forest,
a rifle shot from the forest
and wounded Džemail.

And it wounded Džemail
his right leg, the knee,
his right leg, the knee,
his left side, the heart."

NEDA VODA NALIVALA

FRETTED STRINGS TUNE TO:
HIGH STRING/COURSE: D
LOW STRING/COURSE: A (DRONE)

RHYTHMIC PATTERN:
DU-DU-DU-DU-DU-DU-DU-DU-DU-DU

VIOLINS, ACCORDIONS, ETC.
PLAY REPEATED 8THS AS APPROPRIATE
LONGER NOTE VALUE, STILL EMPHASIZING
RHYTHM.

ACCOMANIMENT ON  OR  MAY BE PLAYED THROUGHOUT

INTRO, SONG & BREAK

A

2

B

3

4

UPDATED: NOVEMBER 7, 2020

Neda voda nalivala

Neda voda nalivala, nalivala, razlivala.
Nalivala, razlivala, nad voda se jogledala.

Nad voda se jogledala, pa sama si produmala.
Pa sama si produmala, de li mi e mojto libe.

De li mi e mojto libe, mojto libe, pûrvo libe.
Da li drugo ne zalibi, drugo libe pohubavo.

Drugo libe pohubavo, pohubavo, pogizdavo.
Pohubavo, pogizdavo, pohubavo od meneka.

De go libe da mi kaže, hajde, Nedo, da begame.
Hajde, Nedo, da begame, dogde gora šuma ima.

Dogde gora šuma ima, i poletu detelina.
I poletu detelina, za dvamina ludi mladi.

Za dvamina ludi mladi, ludi mladi kato nazi.
Ludi mladi kato nazi, ni godeni, ni ženeni.

Neda was pouring some water and spilled some of it.

She was pouring some, spilled some, and looked at herself in the water.

She looked at herself in the water and spoke to herself.

She spoke to herself, "Where is my love?

Where is my love, my first true love?

Has he fallen in love with another, another sweetheart more fair,

Another sweetheart more fair, more fair and more beautiful?

More fair and more beautiful, more beautiful than I?

I wish he would come and say, 'Come, Neda, let's run away.

Come, Neda, let's run away, to where the forest has green foliage,

To where the forest has green foliage, where the field is full of clover,

Where the field is full of clover, for two young lovers,

For two young lovers like we are,

Two young lovers like we are, neither engaged nor married!'

Transcribed and translated by [Dick Crum](#)

Archived https://sfdh.us/encyclopedia/neda_voda_nalivala.html

High string/course: D
Low string/course: A
Mark plays this at Bb,
but the group plays as
written below. Same chart
can be used to pay with Mark,
just tune to Eb/Bb.

Pajdushko (Vis Amanet)

Melody
Tambura strum:
Du-Dud

Tr: Mark Levy 2023
Tambura solo
Note: Melodies 7 & 9
are as I hear them, intervallic
accompaniment is mostly
theirs and some mine -- cope

7

8

9

High string/course: D
 Low string/course: A
 Mark plays this at Bb,
 but the group plays as
 written below. Same chart
 can be used to pay with Mark,
 just tune to Eb/Bb.

Pajdushko (Vis Amanet)

Harmony
 Tambura strum:
 Du-Dud

Tr: Mark Levy 2023
 Tambura solo
 Note: Melodies 7 & 9
 are as I hear them, intervallic
 accompaniment is mostly
 theirs and some mine -- cope

7

8

9

FRETTED STRINGS TUNE TO:
HIGH STRING/COURSE: D
LOW STRING/COURSE: A (DRONE)

PETORKA #1

MELDOES AS LEARNED FROM
TONY TAMMER, LATE 70S
HARMONIC ACCOMP,
BLAME COPE

MELODY

RHYTHMIC PATTERN:

Du-Dud

A

B

C

UPDATED: JANUARY 5, 2021

FRETTED STRINGS TUNE TO:
HIGH STRING/COURSE: D
LOW STRING/COURSE: A (DRONE)

PETORKA #1

MELDOES AS LEARNED FROM
TONY TAMMER, LATE 70S
HARMONIC ACCOMP,
BLAME COPE

HARMONY

RHYTHMIC PATTERN:

Du-Dud

A

57 55

6 57 57

1. 2.

B

11 55 57 77

16 57 57

1. 2.

C

20 77 57

1, 3. 2, 4.

UPDATED: JANUARY 9, 2021

FRETTED STRINGS TUNE TO:
LOW STRING/COURSE: A

PETORKA #1

MELDOES AS LEARNED FROM
TONY TAMMER, LATE 70S
HARMONIC ACCOMP,
BLAME COPE

MELODIC HARMONY ON 2ND COURSE

RHYTHMIC PATTERN:

Du-Du-D

A

B

C

UPDATED: JANUARY 9, 2021

FRETTED STRINGS TUNE TO:
HIGH STRING/COURSE: D
LOW STRING/COURSE: A (DRONE)

PETORKA #2

MELDOES AS LEARNED FROM
TONY TAMMER, LATE 70S
HARMONIC ACCOMP,
BLAME COPE

SEQUENCE: ABAB, CDCD, ABAB

MELODY
RHYTHMIC PATTERN:
DU-DUD

DU-DUD

57

55

57

55

A

57

1.

2.

57

55

57

55

B

57

1.

2.

4X

57

55

57

55

57

C

57

55

57

D

FRETTED STRINGS TUNE TO:
HIGH STRING/COURSE: D
LOW STRING/COURSE: A (DRONE)

PETORKA #2

MELDOES AS LEARNED FROM
TONY TAMMER, LATE 70S
HARMONIC ACCOMP,
BLAME COPE

SEQUENCE: ABAB, CDCD, ABAB

HARMONY
RHYTHMIC PATTERN:
DU-DUD

A

B

C

D

FRETTED STRINGS TUNE TO:
LOW STRING/COURSE: A

PETORKA #2

MELDOES AS LEARNED FROM
TONY TAMMER, LATE 70S
HARMONIC ACCOMP,
BLAME COPE

SEQUENCE: ABAB, CDCD, ABAB

MELODIC HARMONY ON 2ND COURSE

RHYTHMIC PATTERN:

Du-Du-D

A

1. 2.

B

1. 2. 4X

C

D

UPDATED: JANUARY 30, 2021

FRETTED STRINGS TUNE TO:
HIGH STRING/COURSE: D
LOW STRING/COURSE: A (DRONE)

PETORKA #3

MELDOES AS LEARNED FROM
TONY TAMMER, LATE 70S
HARMONIC ACCOMP,
BLAME COPE

SEQUENCE: ABAB, CDCD

MELODY

RHYTHMIC PATTERN:

Du-DUD

A

55 00 31

00 00

1. 2.

B

31 00 31

11

00 00

1. 2.

16

UPDATED: FEBRUARY 14, 2021

PETORKA 3 -- PAGE 2

C

00

21

7-0-5-4 | 6 | 5-0-4 | 6-5 | 4-0 | 6-5-3 | 5-6 | 4-5-6

31

00

25

7-0-5-4 | 6 | 5-0-4 | 6-5 | 4-0 | 6-5-3 | 5-0-5-5-0

D

31

00

29

3-3-3-3-3 | 5-6-6-5-3 | 6-6-6-5-3 | 3-3-3-3-3 | 4-5-7-5-5 | 4-4 | 6-5-6

1, 3.

2, 4.

35

4-0-4-4-0 | 4-0-4-4-0 | 5-0-5-5-0 | 5-0-5

FRETTED STRINGS TUNE TO:
HIGH STRING/COURSE: D
LOW STRING/COURSE: A (DRONE)

PETORKA #3

MELDOES AS LEARNED FROM
TONY TAMMER, LATE 70S
HARMONIC ACCOMP,
BLAME COPE

SEQUENCE: ABAB, CDCD

HARMONY

RHYTHMIC PATTERN:

Du-DUD

A

B

UPDATED: FEBRUARY 19, 2021

PETORKA 3 -- PAGE 2

C

00

21

10-0-8-7-5 | 8-0-7-5-4 | 7-0-5-4-1 | 4-5-7-8-9

31

00

25

10-0-8-7-5 | 8-0-7-5-4 | 7-0-5-4-1 | 4-0-4-4-0

D

31

00

29

1-1-1-1-1 | 4-5-5-4-1 | 5-5-5-4-1 | 1-1-1-1-1 | 7-8-10-8-8 | 7-7-5-4-5

1, 3.

2, 4.

35

7-0-7-7-0 | 7-0-7-7-0 | 4-0-4-4-0 | 4-0-4

POVARDARSKO ORO

LEARNED ORIGINALLY FROM
TONY TAMMER

FRETTED STRINGS TUNE TO:
HIGH STRING/COURSE: D
LOW STRING/COURSE: A (DRONE)

MELODY
RHYTHMIC PATTERN
DUD-DUDUDUDUDU

SEQUENCE: ABCD, ABCD...

A

B

5

C

9

UPDATED: JUNE 17, 2022

POVARDARSKO ORO MELODY -- PAGE 2

D

00 0R 00 31

11

5-6 4-5-4 6-5-5-6 4-5-7-0 5-6 4-5-4 6-5-5-0 7-5-7-0

00 31 00

13

5-6 4-5-4 6-5-5-6 4-5-7-0 5-6 4-5-4 6-5-5-5-5-0-5

POVARDARSKO ORO

LEARNED ORIGINALLY FROM
TONY TAMMER

FRETTED STRINGS TUNE TO:
HIGH STRING/COURSE: D
LOW STRING/COURSE: A (DRONE)

HARMONY
RHYTHMIC PATTERN
DUD-DUDUDUDUDU

SEQUENCE: ABCD, ABCD...

A

B

5

C

9

UPDATED: JUNE 17, 2022

POVARDARSKO ORO HARMONY -- PAGE 2

D

00 OR 00 31 00

11

4-5-7-8-7-5-4-4-5-7-8-10-0 | 4-5-7-8-7-5-4-4-0-10-8-10-0

00 31 00

13

4-5-7-8-7-5-4-4-5-7-8-10-0 | 4-5-7-8-7-5-4-4-4-4-0-4

high string/course: D
 low string/course: A
 Sequence: Listen to the recording, or
 make it up...

Radosno Oro

Arr: Stefce Stojkovski
 Tr: Lew Smith,
 & cope

A chocek

Tambura strum:

Melody: DuduDudu

Accomp: DudDudDu

A

00 31 00

5 5 5 5 | 4 4 5 5 | 7 7 7 7 | 10 12 12 10 | 10 10 10 8 | 8 7 5 5 | 7 8 8 7 | 7 5 7

B

31 55 31

5 | 9 10 10 10 10 9 10 | 10 12 12 10 8 7 5 | 7 8 8 8 8 7 8 | 8 10 10 8 7 5 4 | 4 5 5 5 5 7 8

31 00 00

10 | 8 10 10 8 8 7 5 | 4 4 4 7 5 4 | 6 5 | 5 5 5 5 | 4 5 7 8 | 13 12 10 8 7 5 4 7 | 5 4 | 6 5 5 3 5

C

00 31 00

15 | 4 4 4 7 5 4 | 6 5 | 5 5 5 3 5 6 | 4 5 | 4 4 4 7 5 4 | 6 5 | 5 5 5 5 | 4 5 7 0

00 31 00

19 | 4 4 4 7 5 4 | 6 5 | 5 5 5 3 5 6 | 4 5 | 4 4 4 7 5 4 | 6 5 | 5 5 5 0 5 0 5 5

D

00 55

23 | 4 4 5 5 7 7 8 8 | 5 5 5 5 5 5 5 0 | 10 12 12 12 8 8 7 7 | 5 5 5 5 5 5 5 0

Updated: December 2, 2022

Radosno Oro - pg 2

55 31 00 31 00

27 7-8-8-8-8-7-8 | 10-12-10-8-7-8-7-5 | 4-4-5-5-7-8-8-7 | 7-7-7-7-7-7-7 | 4-4-4-7-5-4 | 6-5 | 5-5-5-0-5-0-5-5

55 31 00

33 4-5-5-5-5-5-7-8 | 10-12-10-8-7-8-7-5 | 4-4-4-7-5-4 | 6-5 | 5-5-5-3-4-5-7

55 31 00

37 4-5-5-5-5-5-7-8 | 10-12-10-8-7-8-7-5 | 4-4-4-7-5-4 | 6-5 | 5-5-5-3-5-5-5

Play 4x 31 00 31 00

41 3-2-3-5-6-5-6 | 4 | 5-4 | 6-5-5-6 | 4 | 3-2-3-5-6-5-6 | 4 | 5-4 | 6-5-5-3-5-0

Play 4x 00 31 00

45 3-5-5-7-5-4 | 6-4 | 5-4 | 6-5-5-6 | 4 | 3-5-5-7-5-4 | 6-4 | 5-4 | 6-5-5-3-5-0

FRETTED STRINGS TUNE TO:
HIGH STRING/COURSE: D
LOW STRING/COURSE: A

SANDANSKO ORO

Melody

Rhythmic pattern

DududuDud-DududuDud-dudu

1234&, 1234&, 12

Nov 2024 book, Pg 84

Tr: MARK FERRY 11.1988

INTERVALIC ACCOMP:

BLAME COPE 5.2006

SEQUENCE: ABABC, ABC, ABC, AB

A

22 32 22

7-7-9-9-7-7-9-9-5-7-7-7-5-9-7-7-7-5-5-4-4-2

22 32 00 22

2-4-5-5-5-4-7-7-5-5-4-4-2-4-0-2-2-0-2-4-5-7

22 32 22

2-2-9-9-7-7-9-9-5-7-7-7-5-9-7-7-7-5-5-4-4-2

22 32 00 22

2-4-5-5-5-4-7-7-5-5-4-4-2-4-0-2-2-0-2-2-2-2

B

22 32 22 32 22

2-4-5-5-5-4-7-7-5-5-4-4-2-5-7-7-7-9-7-5-5-4

22 32 00 22

2-4-5-5-5-4-7-7-5-5-4-4-2-4-0-2-2-2-2-2-2

SANDANSKO ORO -- PAGE 2

C

00
57

0-2-4-4-4-2-2-2-0-0-2-4-5-7-5-4-4-2-0-2-2-0

02
77

00
57

0-2-4-4-4-2-2-2-0-0-2-4-5-4-4-2-0-2-0-0-0

ALTERNATE C

00
57

0-2-4-4-4-2-2-2-0-0-2-4-5-7-5-4-4-2-0-2-2-0

02
77

00
57

0-2-4-4-4-2-2-2-0-0-2-4-5-4-4-0-2-4-0-0-0

FRETTED STRINGS TUNE TO:
HIGH STRING/COURSE: D
LOW STRING/COURSE: A

SANDANSKO ORO

Harmony

Rhythmic pattern

DududuDud-DududuDud-dudu

1234&, 1234&, 12

Nov 2024 book, Pg 86

Tr: MARK FERRY 11.1988

INTERVALIC ACCOMP:

BLAME COPE 5.2006

SEQUENCE: ABABC, ABC, ABC, AB

22 32 22

10-10 12-12-10-10-12-12-9-10-10-10-9-12-10-10-10-9-9-7-7-5

22 32 00 22

5-7-9-9-9-7-10-10-9-9-7-7-5-7-4-5-5-4-5-7-9-10

22 32 22

5-5-12-12-10-10-12-12-9-10-10-10-9-12-10-10-10-9-9-7-7-5

22 32 00 22

5-7-9-9-9-7-10-10-9-9-7-7-5-7-4-5-5-4-5-5-5-5

22 32 22 32 22

5-7-9-9-9-7-10-10-9-9-7-7-5-9-10-10-10-12-10-9-9-7

22 32 00 22

5-7-9-9-9-7-10-10-9-9-7-7-5-7-4-5-5-5-5-5-5

SANDANSKO ORO -- PAGE 2

C

00
57

4 5 7 7 7 5 5 5 4 4 5 7 9 11 9 7 5 7 5 5 4

02
77

00
57

4 5 7 7 7 5 5 5 4 4 5 7 9 7 7 5 4 5 4 4 4

ALTERNATE C

00
57

4 5 7 7 7 5 5 5 4 4 5 7 9 11 9 7 5 7 5 5 4

02
77

00
57

4 5 7 7 7 5 5 5 4 4 5 7 9 7 7 0 2 4 4 4 4

FRETTED STRINGS TUNE TO:
HIGH STRING/COURSE: D
LOW STRING/COURSE: A

SANDANSKO ORO

Melody

Rhythmic pattern

DududuDud-DududuDud-dudu

1234&, 1234&, 12

Nov 2024 book, Pg 88

Tr: MARK FERRY 11.1988

INTERVALIC ACCOMP:

BLAME COPE 5.2006

SEQUENCE: ABABC, ABC, ABC, AB

A

22 32 22

7 9 7 9 5 7 5 9 7 7 5 5 4 4 2

22 32 00 22

2 4 5 5 4 7 5 5 4 4 2 4 0 2 2 2 2 5 7

22 32 22

2 9 7 9 5 7 5 9 7 7 5 5 4 4 2

22 32 00 22

2 4 5 5 4 7 5 5 4 4 2 4 0 2 0 2 2

B

22 32 22 32 22

2 4 5 5 4 7 5 5 4 4 2 5 7 7 9 7 5 5 4

22 32 00 22

2 4 5 5 4 7 5 5 4 4 2 4 0 2 2

SANDANSKO ORO -- PAGE 2

C

57

0 2 4 4 2 2 0 0 2 4 5 7 5 4 2 0 2 2 0

77 57

0 2 4 4 2 2 0 0 2 4 5 4 4 2 0 2 0 0

Shto Ti Sa Ochi Plakali

"D" tambura tuning:
1st course: D, 2nd course: A
(or wherever the singer would like it)
Play both courses throughout
in Dud-du-du picking pattern.

Angela Rodel learned this song from Bansko Babi
(Bansko Grannies) in March of 1997.
Lead voice: Nevena Dumanova.

As learned from Angela Rodel
approximated by:
fox & cope for *balkanlia!*
august 2004

Song

Break

Tune to a fourth

transcribed as:

1st course: D

2nd course: A

Snošti e Dobra

aka: Dobra nevesto

Approximated by
cope

Picking Pattern:
Dud-Du-Du

Break 07

9 10 12 12 10 12 10 | 12 10 9 7 7 7 0 | 5 5 0 9 0 5 0 | 7 7 7 9 10 12 0

9 10 12 12 10 12 10 | 12 10 9 7 7 7 0 | 5 5 0 9 0 5 0 | 7 7 0 7 7 7 0 | 7 | 7

Song (2X)

7 7 7 7 0 12 0 | 12 12 10 9 9 7 7 | 7 9 9 5 5 7 0 | 7 7 0 7 7 7 0

5 5 5 5 0 10 0 | 9 9 9 9 0 7 7 | 7 9 9 5 5 7 0 | 7 7 0 7 7 7 0 | 5 5 5 5 0 10 0

9 9 9 9 0 7 7 | 7 9 9 5 5 7 0 | 7 7 0 7 7 7 0 | 7 7 0 7 7 7 0 | 7 7 0 7 7 7 0

UPDATED JULY 9, 2021

Snošti e Dobra

// Snošti e Dobra docna sedela, //

Chorus:

// Oj Dobro, Dobro, dobra nevesto! //

// Docna sedela, poprelkuvala. //

// Ta e naprela devet vretena, //

// Devet vretena tenka osnova, //

// Ta e natkala tenki darove //

// Da mi daruva svekūr, svekūrva, //

// Svekūr, svekūrva, dever, ețūrva, //

// Dever, ețūrva, po-mala zŭlva. //

//Снощи е Добра доцна седела//

Ой Добро, Добро, добра невесто

//Доцна седела, попрелкувала//

//Та е напреа девет вретена//

//Девет вретена тенка онсова//

//Та е наткала тенки дарове//

//Да ме дарува свекър свекърва//

//Свекър свекърва, dever, ețūrva//

//Dever, ețūrva, po-mala zŭlva//

Last night, Dobra stayed up late. Chorus: Oh Dobra, Dobra, the good bride. She stayed up late spinning, She spun nine spindles of fine wool. She wove fine gifts for her father-in-law and mother-in-law, for her brother-in-law and his wife, for her husband's younger sister.

David Belides and Rachel MacFarlane vol. 2

Further verse from Henry Goldberg

Pustite dari ne sa stignali,,
ne sa stignali za kumovete.

There weren't enough darn gifts for the godparents.

Pirin, Bulgaria

FRETTED STRINGS TUNE TO:
HIGH STRING/COURSE: D
LOW STRING/COURSE: A (DRONE)

URVA FANKA

RHYTHMIC PATTERN:
DUDU-DUDU

DRAGI BOOK PAGE 122
"YELLOW BOOK" VOLUME 1

ASTERISK = SONG MELODY IS
A, SECOND COURSE NOTE

BREAK

SONG

UPDATED: JANUARY 8, 2021

Urva Fanka

Urva Fanka, urva Fanka po poletu,
urva Fanka, oj, lele, po poletu.
Da nabere, da nabere crno grozje,
da nabere, oj, lele, crno grozje.

Da nabere, da nabere crno grozje,
crno grozje, oj, lele, lisečina.
Mi ja fana, mi ja fana padarčeto,
mi ja fana, oj, lele, padarčeto.

“Taksaj, Fanke, taksaj, Fanke, što ќе takšaš,
taksaj, Fanke, oj, lele, što ќе takšaš?”
“Taksano e, taksano e belo lice,
taksano e, oj, lele, belo lice.”

“Taksaj, Fanke, taksaj, Fanke, što ќе takšaš,
taksaj, Fanke, oj, lele, što ќе takšaš?”
“Taksani se, taksani se crni oči,
crni oči, oj, lele, gajtan veždi.”

Урва Фанка, урва Фанка по полето,
урва Фанка, ој, леле, по полето.
Да набере, да набере црно грозје,
да набере, ој, леле, црно грозје.

Да набере, да набере црно грозје,
црно грозје, ој, леле, лисечина.
Ми ја фана, ми ја фана падарчето,
ми ја фана, ој, леле, падарчето.

„Таксај, Фанке, таксај, Фанке, што ќе такшаш,
таксај, Фанке, ој, леле, што ќе такшаш?“
„Таксано е, таксано е бело лице,
таксано е, ој, леле, бело лице.“

„Таксај, Фанке, таксај, Фанке, што ќе такшаш,
таксај, Фанке, ој, леле, што ќе такшаш?“
„Таксани се, таксани се црни очи,
црни очи, ој, леле, гајтан вежди.“

Drag Spasovski workshop With Bill Cope's zoomshops 3/22

Fanka went down to the field to pick tiny dark grapes, for wine. The field guard caught her. "Promise me Fanke what will you promise me?" I'll promise you my fair face. Promise me Fanka what will you promise me, my black eyes and shapely eyebrows

VELESHKO

MELODY

RHYTHMIC PATTERN

DUDU-DUD-DUDU

1 2, 3₆, 4, 5

FRETTED STRINGS TUNE TO:

HIGH STRING/COURSE: D

LOW STRING/COURSE: A (DRONE)

SEQUENCE: ABC, ABC....

A

B

C

UPDATED: JULY 16, 2021

"D" tambura tuning:
1st course: D, 2nd course: A
(or wherever the singer would like it)

Picking pattern:
Du-du-du

Zaljubix Mamo Tri Momi

Angela Rodel learned this song from Bansko Babi
(Bansko Grannies) in March of 1997.
Lead voice: Nevena Dumanova.

approximated by:
cope for
balkanlia!
august 2004

Song

Break

Updated: December 18, 2020

FRETTED STRINGS TUNE TO:
HIGH STRING/COURSE: D
LOW STRING/COURSE: A (DRONE)

ZHALNA E MAJKO

RHYTHMIC PATTERN:
DUD-DUD

VIOLINS, ACCORDIONS, ETC.
PLAY REPEATED 8THS AS APPROPRIATE
LONGER NOTE VALUE, STILL EMPHASIZING
RHYTHM.

SONG

07

7-7-7-10-10-10 | 12-14-0-14-14-14 | 15-17-15-14-14-12 | 12-14-12-12-12-10 | 10-10-8-7-7-0

10-10-10-12-14-0 | 14-14-12-12-12-10 | 12-14-12-12-12-10 | 10-10-8-7-7-7 | 7-7-7-7-7-0

1ST BREAK

07

14-15-17-14-14-0 | 12-10-12-14-14-0 | 12-12-10-10-9-5 | 7-7-9-10-10-0

14-15-17-14-14-0 | 12-10-12-14-14-0 | 12-12-10-10-9-5 | 7-7-0-7-7-0

UPDATED: JULY 9, 2021

ZHALNA E MAJKO -- PAGE 2

2ND BREAK 07

Musical notation for the 2nd break, measures 19-22. The notation is in treble clef with a key signature of one flat (Bb). The melody consists of eighth notes. The bass line is shown with fret numbers: 7-8-0-5-5-5 | 7-8-0-8-8-8 | 7-8-8-8-7-8 | 10-10-8-7-7-0.

Musical notation for the 2nd break, measures 23-26. The notation is in treble clef with a key signature of one flat (Bb). The melody consists of eighth notes. The bass line is shown with fret numbers: 7-8-0-5-5-5 | 7-8-0-8-8-8 | 05 8-10-8-8-7-5 | 07 7-7-0-7-7-0.

3RD BREAK 07

Musical notation for the 3rd break, measures 27-30. The notation is in treble clef with a key signature of one flat (Bb). The melody consists of eighth notes. The bass line is shown with fret numbers: 12-14-0-10-10-10 | 10-12-0-9-9-9 | 9-10-0-10-9-5 | 7-7-9-10-10-0.

Musical notation for the 3rd break, measures 31-34. The notation is in treble clef with a key signature of one flat (Bb). The melody consists of eighth notes. The bass line is shown with fret numbers: 12-14-0-10-10-10 | 10-12-0-9-9-9 | 05 9-10-0-10-8-5 | 07 7-7-0-7-7-0.

Zhalna E, Majko, Da Znae

Zhalna e, majko, da znae жална е, майко, да знае
Oti me, malka, ozheni оти ме, малка, ожени
Zhalna e, majko, da znae жална е, майко, да знае
Oti me, malka, pocherni Оти ме, малка, почерни

I oti me, malka, ozheni И оти ме, малка, ожени
Oti me, mlada, pocherni Оти ме, малка, почерни
Oti me, malka, ozheni оти ме, малка, ожени
Za toja, majko, budala За тоя, майко, будала

I lice mu davam da ljubi И лице му давам да люби
Pa toj se, majko, ne seshta Па той се, майко, не сеща
Lice mu davam da ljubi лице му давам да люби
Pa toj se, majko, ne seshta Па той се, майко, не сеща

Snaga mu davam da gali Снага му давам да гали
Pa toj se nazad preobrŭsha Па той се назад преобръша
Krŭsche mu davam da kŭrshi Кръсче му давам да кърши
Pa toj se, majko, ne seshta Па той се, майко, не сеща

Zhalna e, majko, da znae жална е, майко, да знае
Oti me, malka, ozheni оти ме, малка, ожени
I oti me, malka, ozheni жална е, майко, да знае
Za toja, majko, budala За тоя, майко, будала

it is sad to know, mother, that you married me off early, that you ruined my young life. That you married me young, mother, to that fool. I give him my face to love, but mother it doesn't occur to him. I give him my body to caress but he gives it back. I give him my waist to squeeze but it doesn't occur to him. It's sad to know, mother, that you married me off early, that you married me young, mother, to that fool.

Bulgaria

Grateful thanks to Melissa Miller

From Michele Simon-Zabava sing along 5-2020

Section III:

Ensemble pieces

All based on concert A

2-course tambura tuned at a fourth:

First (higher) course = D

Second (lower) course = A


C Kaval

A Gajda

Baba Djurdja

A 

B 

C 

D 

E *kaval* 

F *kaval* 

G *tambura* 

H *tambura* 

I *gajda* 

J *gajda* 

Baba Djurdja

Nov 2024 book, Pg 102
From the repertoire of
Pece Atanasovski

Picking pattern:
DudDud-Du-Dud

Kaval 55

E

9 10 12 10 9 11 10 9 11 10 8 10 10 8 10 11 9 10 12

No drone on the kaval melodies

9 10 12 10 9 11 10 9 11 10 8 10 10 7 8 10 10

Kaval 55

F

7 8 10 11 9 10 12 10 9 11 10 8 10 10 8 10 11 9 10 12

7 8 10 11 9 10 12 10 9 11 10 8 10 10 7 8 10 10

Tambura

G 07

5 7 7 7 7 7 7 7 0 9 10 0 12 0 10 12 0 10 9 7 9 9 7 9 9 5 7 0 9 10 12

Drone on Tambura melodies...

12

9 10 0 12 0 10 12 0 10 9 7 9 9 5 7 7 5 7 0 7 7 0

Updated: October 5, 2020

H

14

9 10 0 12 0 10 12 0 10 12 0 9 10 12 10 10 9 7 9 5 7 0

16

9 10 0 12 0 10 12 0 10 12 0 9 10 12 10 10 9 9 7 9 5 7

18

9 10 10 10 9 7 9 5 7 7 7

Berovka

Picking pattern:
Dudu-Dudu

Part A: Treble clef, 2/4 time signature. Measure 1 has a circled '07' above it. Measure 3 has '1 & 3' above it. Measure 5 has a circled '05' above it. Measure 6 has a circled '07' above it. Measure 7 has '2 & 4' above it. Part B: Treble clef, 2/4 time signature. Measure 1 has a circled '05' above it. Measure 3 has a circled '07' above it. Measure 5 has '1 & 3' above it. Measure 6 has a circled '07' above it. Measure 7 has '2 & 4' above it. The piece ends with a double bar line and a '7' below the staff.

Ratevka

Start with B melody.

Picking pattern:
Dud-Du-du

Part A: Treble clef, 7/16 time signature. Measure 1 has a circled '07' above it. Part B: Treble clef, 7/16 time signature. Measure 1 has a circled '07' above it. Measure 3 has a circled '07' above it. Part C: Treble clef, 7/16 time signature. Measure 1 has a circled '05' above it. Measure 3 has a circled '07' above it. Measure 5 has a circled '07' above it. Measure 7 has a circled '07' above it. Measure 9 has '1' above it. Measure 11 has '2' above it. Part D: Treble clef, 7/16 time signature. Measure 1 has a circled '05' above it. Measure 3 has a circled '07' above it. Measure 5 has '1' above it. Measure 7 has '2' above it. The piece ends with a double bar line and a '35' below the staff.

UPDATED: JANUARY 9, 2021

Ibraim Odža

From the repertoire of
Mile Kolarov as played
by Novo Selo (more or less)

A ⁽⁰⁷⁾ 4 TIMES B

5

C 3 TIMES

11

D

15

E 3 TIMES

19

F

24

G 2 TIMES

27

H

31

I 2 TIMES

35

UPDATED: NOVEMBER 4, 2020

FRETTED STRINGS TUNE TO:
HIGH STRING/COURSE: D
LOW STRING/COURSE: A (DRONE)

IBRAIM ODZHA

From the repertoire of
Mile Kolarov as played
by Novo Selo (more or less)

RHYTHMIC PATTERN:
DUD-DuDu-DUD-Du

(07) 4 TIMES

A

B

UPDATED: MARCH 8, 2020

C 11

9-10-12-14-12-10-9-9-7-0-0-9-7 | 9-10-12-14-12-10-9-9-7-0-0-9-5

3 TIMES

13

7-0-0-7-0-9-10-10-9-0-9-7 | 14-7-7-7-0-10-9-7-0-0-9-5

Play 4x

D 15

5-4-2-4-5-7-0-9-7-7-12-0 | 5-4-2-4-5-7-0-8-7-0-7-0

E 17

14-14-14-12-10-10-9-7-0-0-9-7 | 14-14-14-12-10-10-9-7-0-0-9-7

3 TIMES

19

14-14-14-12-10-10-9-7-0-0-9-5 | 7-0-0-7-0-9-10-10-9-0-9-7 | 14-7-7-7-0-10-9-7-0-0-9-5

F 22

14-14-14-11-0-9-7-11-11-9-7-0 | 14-14-14-11-0-9-7-11-11-9-7-0 | 9-7-5-7-9-9-0-9-7-0-7-5

25

9-7-5-7-9-9-0-9-7-0-7-0 | 4-5-7-9-11-12-11-12-11-11-9-9-7-5

2 TIMES

27

G

29

31

4

2 TIMES

33

Sequence: ABAB to bottom, AB fine
or until you match the dancers' ending

Janino oro

Picking pattern:
Dud-dudu-dudu-Dud-dudu
1-23-45-6-78

The musical score is organized into systems, each corresponding to a different instrument. The instruments and their starting measure numbers are: **kaval** (measures 1, 3, 5, 7, 9, 11, 13, 15, 17, 19), **tambura** (measures 1, 5, 9, 13, 17, 21, 23, 25), and **gajda** (measures 11, 13). Each staff begins with a lettered section (A through L) and a circled measure number. The notation includes treble clefs, a key signature of one sharp (F#), and a 7/8 time signature. The score concludes with a 2-measure *tupan solo* and the instruction *to top...*.

FRETTED STRINGS TUNE TO:
HIGH STRING/COURSE: D
LOW STRING/COURSE: A (DRONE)

KINISALO MALOJ MOME

RHYTHMIC PATTERN:
DuDu-DuD-DuDu

VIOLINS, ACCORDIONS, ETC.
PLAY REPEATED 8THS AS APPROPRIATE
LONGER NOTE VALUE, STILL EMPHASIZING
RHYTHM.

BREAK 07

PLAY A DRONE

SONG 33

NO DRONE

UPDATED: SEPTEMBER 28, 2020

Кинисало малој моме

Кинисало малој моме,
на горната нива,
жетва ќе ми жнее, џанам,
бела си пченица.

Жнеејќи малој моме
бела си пченица,
од пченица, море џанам,
нешто прозборело.
Нешто прозборело, џанам,
момче неженето.

- Ај остај си, малој моме,
тоа остро српче,
да одиме, малој моме,
при мојата кука.
При мојата кука, моме,
невеста да бидеш.

- Стој, почекај, лудо младо,
до дома да идам,
да ѝ кажам на мајка ми,
оти ќе се мажам.
Оти ќе се мажам, лудо,
за момче богато.

Kinisalo maloj mome

Kinisalo maloj mome,
na gornata niva,
žetva kje mi žnee, džanam,
bela si pčenica.

žneejkji maloj mome
bela si pčenica,
od pčenica, more džanam,
nešto prozborelo.
Nešto prozborelo, džanam,
momče neženeto.

- Aj ostaj si, maloj mome,
toa ostro srpče,
da odime, maloj mome,
pri mojata kukja.
Pri mojata kukja, mome,
nevesta da bidečš.

- Stoj, počekaj, ludo mlado,
do doma da idam,
da ì kažam na majka mi,
oti kje se mažam.
Oti kje se mažam, ludo,
za momče bogato.

A maiden set off to the upper field to reap her white wheat. While she was reaping, something spoke up among the wheat (stalks) – a young bachelor: “Hey put down that sharp sickle of yours, young maiden, and let’s go to my house, where you shall be my bride.” Hold on, wait a minute, you impetuous young man, I want to go home to tell my mother that I am getting married to a rich young man.”

Bilides and Mac Farlane

SEQUENCE: ABAB TO END

Kupi Ludo

(a devetorka)

Picking pattern:
Dududu-Dud

This version is a composite from Mile Kolarov, Novo Selo and Mark Levy's transcription of Ljupco Milenkovski's playing.

A

5

9

B

13

C

17

D

21

4x

E

25

F

29

C

UPDATED: FEBRUARY 27, 2021

Tambura
1st course: D
2nd course: A

Narodno Oro


aka: Pravoto

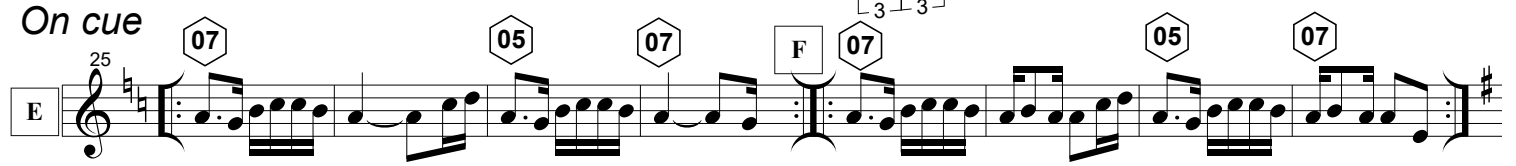
Petre Atanasovski Folk Instrument Ensemble
Bitola, Babam Bitola Jugoton LPY-V-780 (LP)


A 

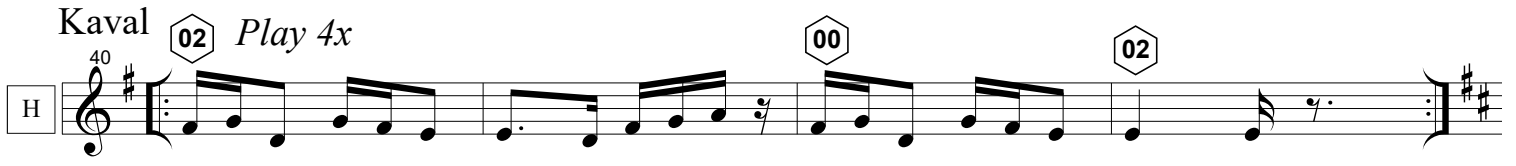
B 

C 


Gajda 

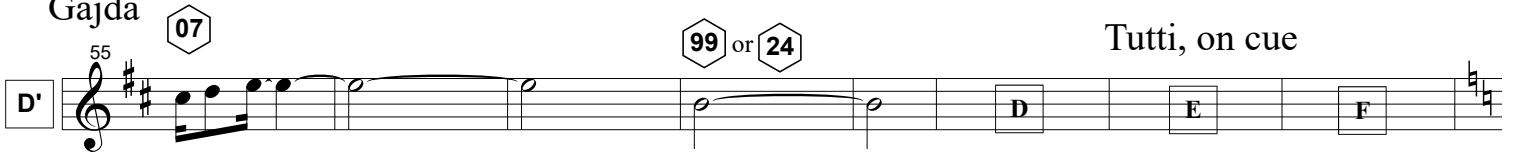
On cue 

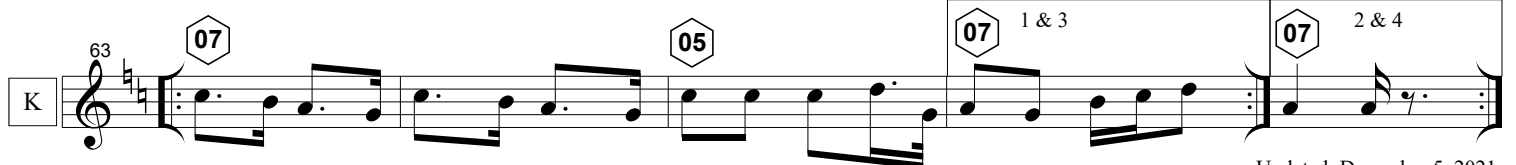
Kaval 

Kaval 

Tambura 

Tambura 

Gajda 



Tutti, on cue

Narodno

transcribed as: Original recording at:
1st course: D 1st course Eb
2nd course: A 2nd course Bb

Right hand picking pattern:
DuduDudu

From the repertoire of Pece Atansovski

In practice: tune 2nd course to gajda drone
(typically Bb), then tune 1st one fourth higher

1

5-7-7-7-7-7-7-7 | 7-7-7-7-7-7-7-0

0-0-0-0-0-0-0-0

continue 2nd course drone ...

Play 4x **07** or **02**

I

3

7-0-5-4-2-2-2-0 | 4-5-7-0-7-7-7-0 | 11-12-12-0-11-11-11-0 | 9-0-12-0-11-11-11-0

7

7-0-5-4-2-2-2-0 | 4-5-7-0-7-7-7-0 | 11-12-12-0-11-11-11-0 | 9-0-9-0-7-7-7-0

Play 4x **07** or **02**

J

11

11-12-12-0-11-11-11-0 | 9-0-12-0-11-11-11-0 | 11-12-12-0-11-11-11-0 | 9-0-9-0-7-7-7-0

UPDATED: DEC 4, 2021

1st course: D, 2nd course: A
Play both courses throughout
in Dud-Dud pattern.

Sequence: A-J, GHGH

ODENO

From the repertoire of Pece Atanasovski

A *Gajda* 07 05 07 05 07
1, 3 2, 4

B *Play 4x* 07 05 07

C *Kaval* 02 00 02
19

D 02 00 02
27

E *Tambura* 02 02 02 00 02
35

F 02 00 02 00 02 02
43

G 07 05 07
52

H 07 05 07
60

I *Tambura* 02 00 02 02
68
Play 4x

J 02 00 02
73

Odeno

1st course: D, 2nd course: A
Play both courses throughout
in Dud-Dud pattern.

From the repertoire of Pece Atanasovski

approximated by:
cope

E

F

G

H

I

Tambura solo

J

play 4x

UPDATED: JANUARY 9, 2021

Sequence:
Recording: AB then down page
But in person, Pece played ABAB

Ovčepolsko Oro

Picking pattern: Dudu-Dud-Dudu

Nov 2024 book, Pg 117
Approximated from: Makedonska Narodna Ora
Jugoton LP LPY-50985
by the Pece Atanasovski Folk Instrument Ensemble
tr: cope

Gajda (1st A) -> all

A 

B 

Kaval

C 

D 

E 

Tambura

F 

Tambura, Gajda on repeat

G 

Gajda

H 

I 

J 

All

A1 

B1 

FRETTED STRINGS TUNE TO:
HIGH STRING/COURSE: D
LOW STRING/COURSE: A (DRONE)

Ovčepolsko Oro

RHYTHMIC PATTERN:
DuDu-DuDu

Nov 2024 book, Pg 118

VIOLINS, ACCORDIONS, ETC.

PLAY REPEATED 8THS AS APPROPRIATE
LONGER NOTE VALUE, STILL EMPHASIZING
RHYTHM.

Tambura solo

05

F

4-5-7-8-8-7-5-8-7-5-0 | 11-12-12-11-12-11-8-8-7-5-0

CONTINUOUS DRONE

4-5-7-8-8-7-5-8-7-5-4 | 5-7-5-4-2-4-0-0-2-2-0 | 5-7-5-4-4-4-0-2-2-2-0

G

4-5-7-7-7-7-5-7-7-5-4 | 4-5-5-4-2-4-0-4-5-7-0

4-5-7-7-7-7-5-7-7-5-4 | 4-5-5-4-2-4-0-2-2-2-0

UPDATED: DECEMBER 11, 2021

On original recording:
a = concert b-flat
tambura is tuned 1st course: e-flat, read d,
2nd course: b-flat, read a

Today:
a = a
tambura tuned: D/A

Postupano

from the repertory of Pece Atanasovski

transcribed by
A-E: Mark Levy
F-H: cope
I-J: Rich Schultz
tambura hamonies: cope

Gajda (1st A) -> all

A

1

5

Play 4 X

C

10

D

12

Play 4 X

E

15

Tambura

F

17

H

20

I

23

Kaval

J

25

K

27

Postupano

FRETTED STRINGS TUNE TO:
 HIGH STRING/COURSE: D
 LOW STRING/COURSE: A (DRONE)

FROM THE REPERTOIRE OF PECE ATANASOVSKI

RHYTHMIC PATTERN:
 DuDuDu-DuDu

VIOLINS, ACCORDIONS, ETC.
 PLAY REPEATED 8THS AS APPROPRIATE
 LONGER NOTE VALUE, STILL EMPHASIZING
 RHYTHM.

Tambura 00 02 00 02

F

7-5-4-2-4-4-0-0-0-2-2-2-2 | 0-0-0-0-4-4-0-0-0-2-2-2-2

00 02 H 00

G

0-0-0-0-4-4-0-0-0-2-2-2-2 | 4-5-5-5-5-0-5-7-5-4-4-4-0

02 00 02 00

1 & 3 2 & 4

I

PLAY 4x 02 00 02 00

7

0-2-2-2-2-0-5-4-2-0-2-4-0 | 0-2-2-2-2-0-5-4-2-0-0-0-0

UPDATED: SEPTEMBER 29, 2020

Picking pattern:
DududuDud-DuduDud

PUSTCHENO

aka: Poustcheno & Pushteno

Nov 2024 book, Pg 121

approximated by:

Brian Fox &

-cope (May 2006)


A 


B 

5 


Play 4x

C 

D 

12 

16 

19 

Play 4x

J 

Play 4x

K 

Arranged by cope, based on recordings from Yannis Konstantinou and others

FRETTED STRINGS TUNE TO:
HIGH STRING/COURSE: D
LOW STRING/COURSE: A (DRONE)

PUSTCHENO

AKA: POUSTCHENO & PUSHTENO

RHYTHMIC PATTERN:
DUDUDUDUD-DUDUDUD

NOTE: HARMONIZATION IS NOT LIKE PECE, 02 IS THE TONIC

A

B

7

9

UPDATED: DECEMBER 18, 2020

Sitna lisa

All 07

A

8

Musical notation for part A, measures 1-8. The first staff starts with a treble clef, a 7/16 time signature, and a repeat sign. The melody consists of eighth and sixteenth notes with various accidentals. The second staff continues the melody from measure 8.

Tambura 07

B

15

05 07 05 Play 4x 07 05 07

21

Musical notation for part B, measures 15-21. The first staff starts with a treble clef and a repeat sign. It features a rhythmic accompaniment of eighth notes. The second staff continues the accompaniment from measure 21, with a 'Play 4x' instruction over a specific phrase.

Kaval 77

C

27

99

34

Musical notation for part C, measures 27-34. The first staff starts with a treble clef and a repeat sign. The melody is primarily quarter and eighth notes. The second staff continues the melody from measure 34, including a first ending bracket labeled '1'.

Tambura 00

D

40

44

48

Musical notation for part D, measures 40-48. The first staff starts with a treble clef and a repeat sign. It features a rhythmic accompaniment of eighth notes. The second staff continues the accompaniment from measure 44, including a first ending bracket labeled '1'.

Gajda 07

E

52

56

Musical notation for part E, measures 52-56. The first staff starts with a treble clef and a repeat sign. The melody consists of eighth and sixteenth notes. The second staff continues the melody from measure 56.

FRETTED STRINGS TUNE TO:
HIGH STRING/COURSE: D
LOW STRING/COURSE: A (DRONE)

SITNA LISA

RHYTHMIC PATTERN:
DUD-DU-DU

VIOLINS, ACCORDIONS, ETC.

PLAY REPEATED 8THS AS APPROPRIATE
LONGER NOTE VALUE, STILL EMPHASIZING
RHYTHM.

All 07

A

11

Tambura 07

B

15

19

05 07

UPDATED: OCTOBER 6, 2020

SITNA LISA -- PAGE 2

00

D

23

0-7-7-7-0-11-11 | 9-11-0-9-9-7-0 | 14-12-14-14-12-14-0 | 14-12-14-11-11-9-7

1.

27

0-7-7-7-0-11-11 | 9-11-0-9-9-7-0 | 12-14-0-7-7-7-0 | 7-7-7-7-7-7-0

31

7-9-0-4-4-4-5 | 7-7-0-11-9-9-7 | 7-9-0-4-4-4-5 | 7-7-7-7-7-7-0

FRETTED STRINGS TUNE TO:
HIGH STRING/COURSE: D
LOW STRING/COURSE: A (DRONE)

SKOPSKA CRNOGORKA

Nov 2024 book, Pg 126

VIOLINS, ACCORDIONS, ETC.

PLAY REPEATED 8THS AS APPROPRIATE

LONGER NOTE VALUE, STILL EMPHASIZING RHYTHM.

RHYTHMIC PATTERN:

8TH NOTES: D, 16TH NOTES: DU

A

7-7-7-9-7 | 7-7-7-9-7 | 11-12-11-9-11-11

7-7-7-9-7 | 7-7-7-9-7 | 11-12-11-9-7-7

B

11-12-14 | 14-12-11-9 | 11-7-7-9-7-7 | 11-12-11-9-11-11

11-12-14 | 14-12-11-9 | 11-7-7-9-7-7 | 11-12-11-9-7-7

C

14-7-7-9-7 | 14-7-7-9-7 | 11-12-11-9-11-11

14-7-7-9-7 | 14-7-7-9-7 | 11-12-11-9-7-7

UPDATED: JULY 4, 2020

SKOPSKA CRNOGORKA -- PAGE 2

D

19

11-12-12-0-11-11-11-0 | 14-12-11-9-11-11-11-0 | 14-12-11-9-11-12-14-0

Detailed description: This block contains the first system of music for measure 19. It features a treble clef with a key signature of one sharp (F#) and a common time signature. The melody is written on a five-line staff. Below the staff is a guitar-style fretboard diagram with a single bass line. The diagram shows fingerings for each note: 11-12-12-0-11-11-11-0 for the first measure, 14-12-11-9-11-11-11-0 for the second, and 14-12-11-9-11-12-14-0 for the third.

22

11-12-12-0-11-11-11-0 | 14-12-11-9-11-12-11-12 | 11-0-9-0-7-7-7-0

Detailed description: This block contains the second system of music for measure 22. It features a treble clef with a key signature of one sharp (F#) and a common time signature. The melody is written on a five-line staff. Below the staff is a guitar-style fretboard diagram with a single bass line. The diagram shows fingerings for each note: 11-12-12-0-11-11-11-0 for the first measure, 14-12-11-9-11-12-11-12 for the second, and 11-0-9-0-7-7-7-0 for the third.

TAMBURA SOLO

A1

25

0-0-0-2-0 | 0-0-0-2-0 | 4-5-4-2-4-4

Detailed description: This block contains the first system of music for measure 25. It features a treble clef with a key signature of one sharp (F#) and a common time signature. The melody is written on a five-line staff. Below the staff is a guitar-style fretboard diagram with a single bass line. The diagram shows fingerings for each note: 0-0-0-2-0 for the first measure, 0-0-0-2-0 for the second, and 4-5-4-2-4-4 for the third.

28

0-0-0-2-0 | 0-0-0-2-0 | 4-5-4-2-0-0

Detailed description: This block contains the second system of music for measure 28. It features a treble clef with a key signature of one sharp (F#) and a common time signature. The melody is written on a five-line staff. Below the staff is a guitar-style fretboard diagram with a single bass line. The diagram shows fingerings for each note: 0-0-0-2-0 for the first measure, 0-0-0-2-0 for the second, and 4-5-4-2-0-0 for the third.

B1

31

4-5-7-7-5-4-2 | 4-0-0-2-0-0 | 4-5-4-2-4-4

Detailed description: This block contains the third system of music for measure 31. It features a treble clef with a key signature of one sharp (F#) and a common time signature. The melody is written on a five-line staff. Below the staff is a guitar-style fretboard diagram with a single bass line. The diagram shows fingerings for each note: 4-5-7-7-5-4-2 for the first measure, 4-0-0-2-0-0 for the second, and 4-5-4-2-4-4 for the third.

34

4-5-7-7-5-4-2 | 4-0-0-2-0-0 | 4-5-4-2-0-0

Detailed description: This block contains the fourth system of music for measure 34. It features a treble clef with a key signature of one sharp (F#) and a common time signature. The melody is written on a five-line staff. Below the staff is a guitar-style fretboard diagram with a single bass line. The diagram shows fingerings for each note: 4-5-7-7-5-4-2 for the first measure, 4-0-0-2-0-0 for the second, and 4-5-4-2-0-0 for the third.

Staro oro

From the repertoire of Pece Atanasovski

Sequence: ABCB₁DEF, ACB₁

Tambura strum: DuDudu-Du-DuDudu

Approximated by
cope for
IS 2008

1&2: tambura
3&4: kaval

A

1&2: kaval
3&4: tutti

B

1&2: tambura
3&4: tutti

C

1&2: gajda
3&4: tutti

B₁

1&2: tambura
3&4: tutti

D

gajda solo

E

gajda solo

F

tutti

F

UPDATED: JAN 8, 2022

Toskata

Taught by Fusae Carroll
@SFDC 2021

Tune to a fifth:
First course: D
Second course: G

Picking pattern:
Dudu-du-dudu

♩ = 172

2+2+1+2

05

A

Musical staff A, measures 1-4. Treble clef, key signature of one flat, 7/8 time signature. The staff contains a sequence of eighth and sixteenth notes. A circled '05' is positioned above the first measure.

03

05

Musical staff A, measures 5-8. Continuation of the eighth and sixteenth note sequence from the previous staff.

05

B

Musical staff B, measures 9-12. Treble clef, key signature of one flat. The staff contains a sequence of eighth and sixteenth notes. A circled '05' is positioned above the first measure.

03

05

Musical staff B, measures 13-16. Continuation of the eighth and sixteenth note sequence.

20

00

20

C

Musical staff C, measures 17-20. Treble clef, key signature of one flat. The staff contains a sequence of eighth and sixteenth notes. A circled '20' is positioned above the first measure.

20

00

20

D

Musical staff D, measures 21-24. Treble clef, key signature of one flat. The staff contains a sequence of eighth and sixteenth notes. A circled '20' is positioned above the first measure.

42

E

Musical staff E, measures 25-28. Treble clef, key signature of one flat. The staff contains a sequence of eighth and sixteenth notes. A circled '42' is positioned above the first measure.

20

42

Musical staff E, measures 29-32. Continuation of the eighth and sixteenth note sequence.

42

F

Musical staff F, measures 29-32. Treble clef, key signature of one flat. The staff contains a sequence of eighth and sixteenth notes. A circled '42' is positioned above the first measure.

20

42

Musical staff F, measures 31-34. Continuation of the eighth and sixteenth note sequence.

31

Toskata - page 2

G 33

40 20 00 20

35

40 20 00 20

H 37

00 20 00 20 00 20 00 20

I 41

05 05 03 05

46

03 05 03 05 03 05

50

03 05 03 05 03 05

54

03 05 03 05 03 05

SEQUENCE: GAJDA 1ST 2 BARS, TUTTI 3RD BAR

DOWN PAGE, BACK TO A

RECORDING ENDS AFTER SINGLE A MELODY

ZHENSKO PUSHTENO

FROM THE REPERTOIRE OF
PECE ATANASOVSKI

3+2+2+2+2

A

B

C

KAVAL & TAMBURA

D

E

GAJDA

F

UPDATED: MARCH 1, 2021